

Appendix 2

Dog control Public Spaces Protection Order: Summary report

This report was created on Monday 16 October 2023 at 16:08 and includes **160** responses.

The activity ran from 06/09/2023 to 13/10/2023.

Contents

Question 1: What is your name?	1
Name	1
Question 2: What is your email address?	1
Email	1
Question 3: When considering the control of dogs, please select the most applicable option in each row:	1
ProblemSize - Dog fouling in my neighbourhood is a...	1
ProblemSize - Dog fouling in the parks I use is a...	2
ProblemSize - Dogs not on leads is a...	2
ProblemSize - The number of dogs a person has under their control is a...	3
ProblemSize - Dogs in children's play parks is a...	3
Question 4: In your opinion, have the following dog related issues got better, stayed the same or got worse over the last 12 months?	4
BetterWorse - Dog fouling in my neighbourhood	4
BetterWorse - Dog fouling in the parks I use	4
BetterWorse - Dogs not on leads	5
BetterWorse - The number of dogs a person has under their control	5
BetterWorse - Dogs in children's play parks	6
Question 5: To what extent do you agree or disagree with the following statements: Please indicate the strength of your agreement from 1 (strongly disagree) to 10 (strongly agree).	6
AgreeDisagree - Dogs should be allowed in children's play parks	6
AgreeDisagree - Owners should pick up their dog mess anywhere in the city	7
AgreeDisagree - Dog owners should not be restricted on the number of dogs under their control at any one time	8
AgreeDisagree - Dog owners should put their dog on a lead if asked by a Council or police officer	9
AgreeDisagree - Dogs should be kept on a lead at all times in the city centre	10

Question 1: What is your name?

Name

There were **156** responses to this part of the question.

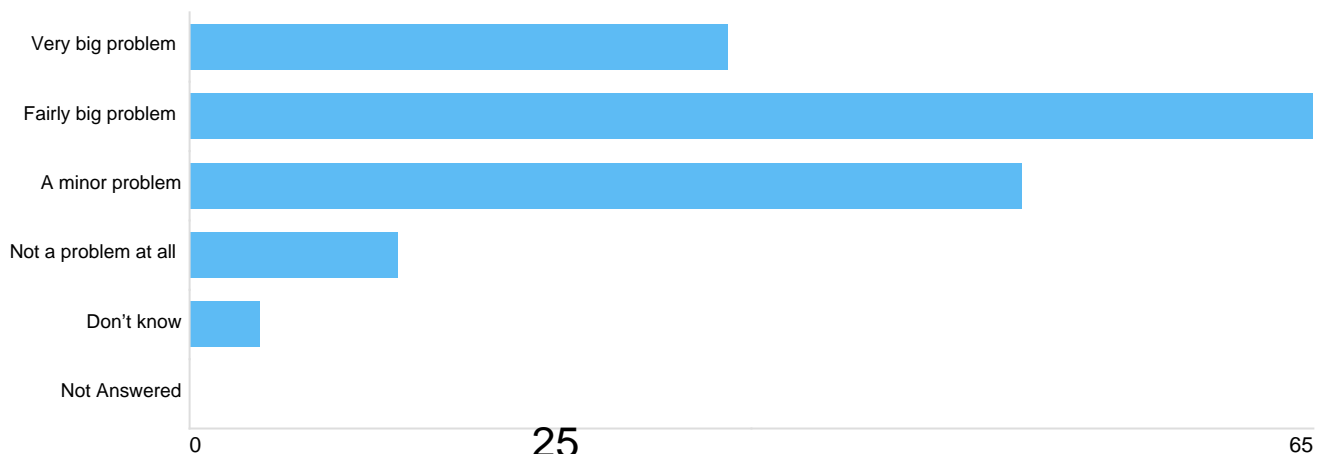
Question 2: What is your email address?

Email

There were **156** responses to this part of the question.

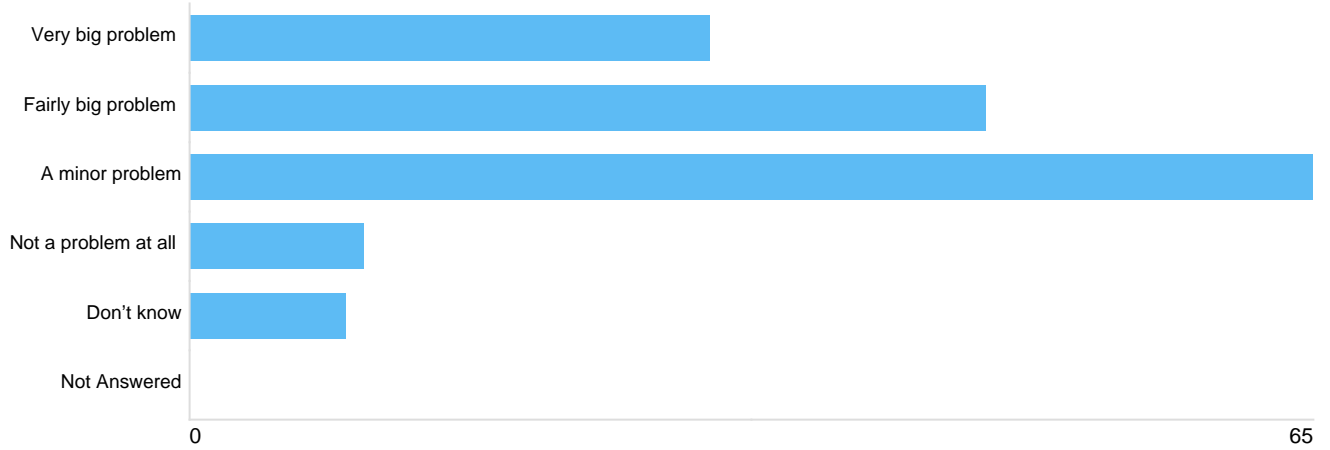
Question 3: When considering the control of dogs, please select the most applicable option in each row:

ProblemSize - Dog fouling in my neighbourhood is a...



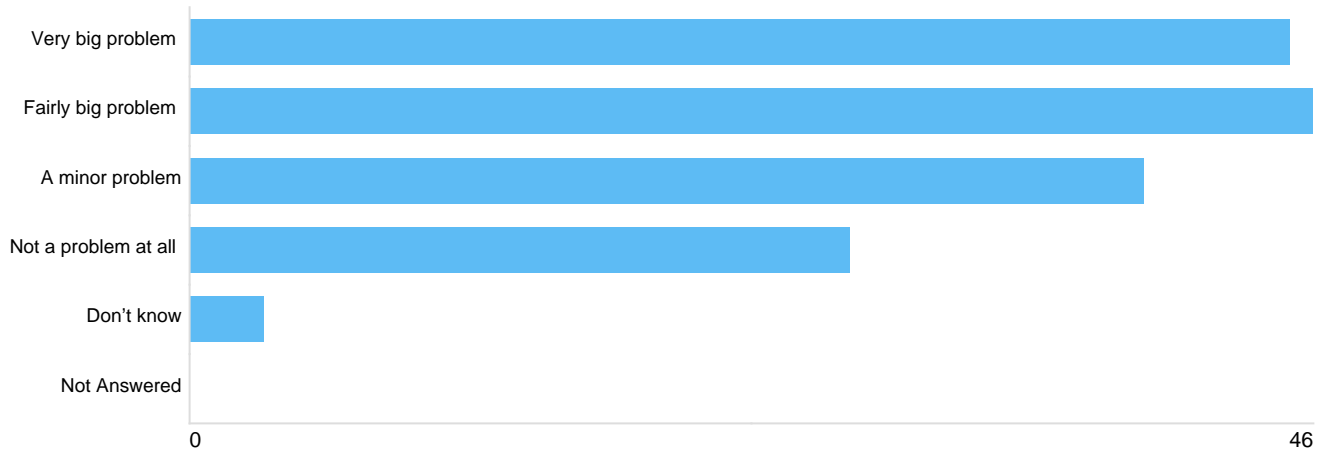
Option	Total	Percent
Very big problem	31	19.38%
Fairly big problem	65	40.62%
A minor problem	48	30.00%
Not a problem at all	12	7.50%
Don't know	4	2.50%
Not Answered	0	0.00%

ProblemSize - Dog fouling in the parks I use is a...



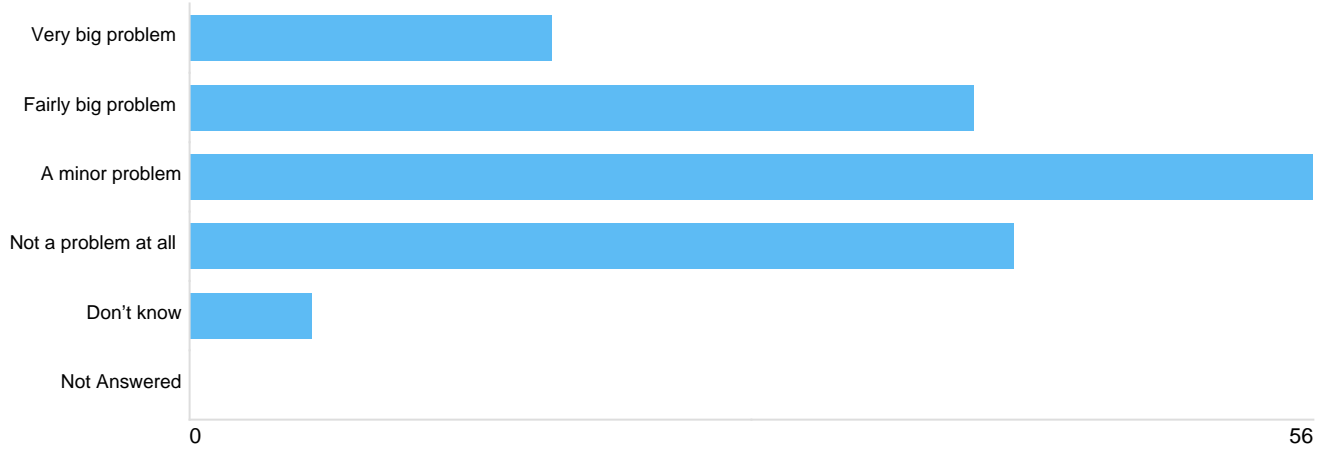
Option	Total	Percent
Very big problem	30	18.75%
Fairly big problem	46	28.75%
A minor problem	65	40.62%
Not a problem at all	10	6.25%
Don't know	9	5.62%
Not Answered	0	0.00%

ProblemSize - Dogs not on leads is a...



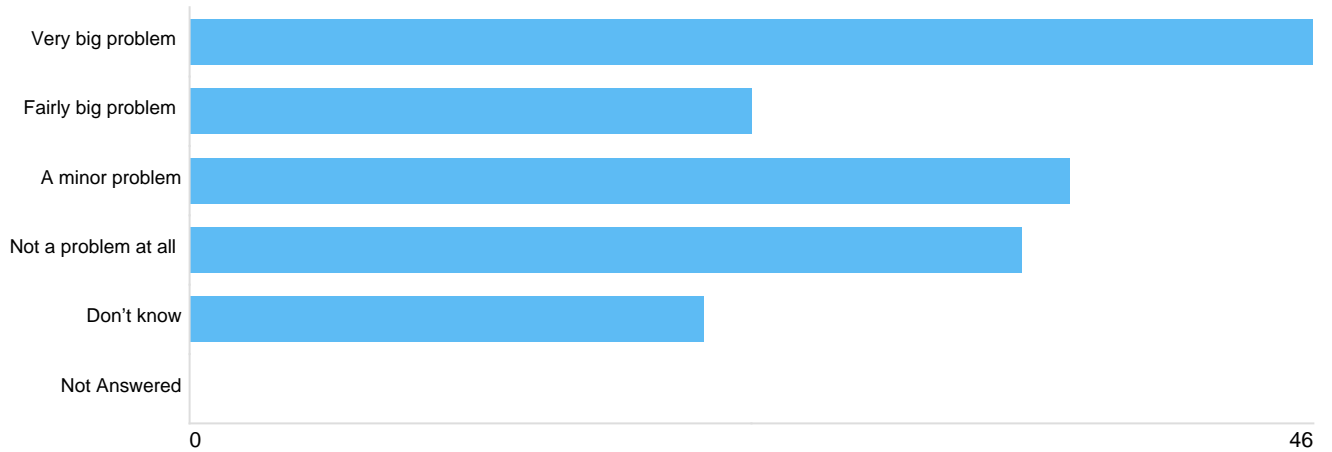
Option	Total	Percent
Very big problem	45	28.12%
Fairly big problem	46	28.75%
A minor problem	39	24.38%
Not a problem at all	27	16.88%
Don't know	3	1.88%
Not Answered	0	0.00%

ProblemSize - The number of dogs a person has under their control is a...



Option	Total	Percent
Very big problem	18	11.25%
Fairly big problem	39	24.38%
A minor problem	56	35.00%
Not a problem at all	41	25.62%
Don't know	6	3.75%
Not Answered	0	0.00%

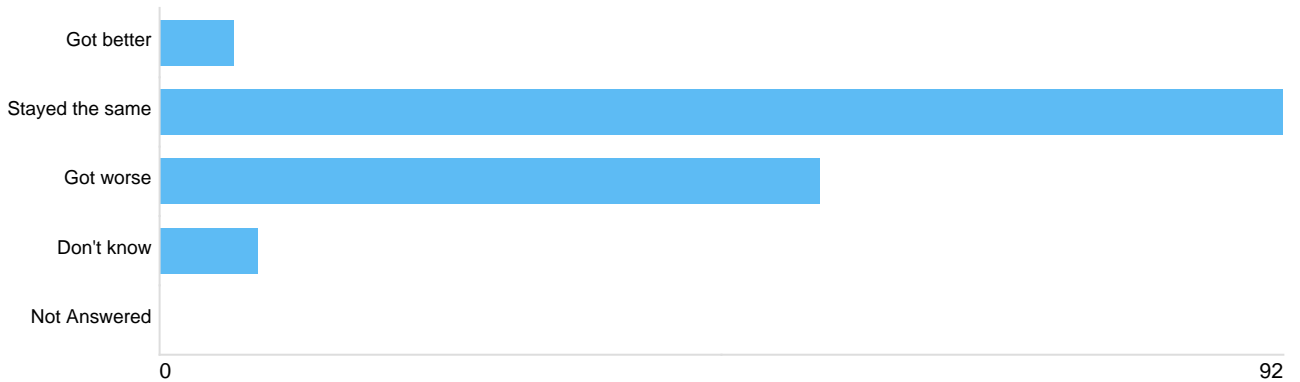
ProblemSize - Dogs in children's play parks is a...



Option	Total	Percent
Very big problem	46	28.75%
Fairly big problem	23	14.37%
A minor problem	36	22.50%
Not a problem at all	34	21.25%
Don't know	21	13.12%
Not Answered	0	0.00%

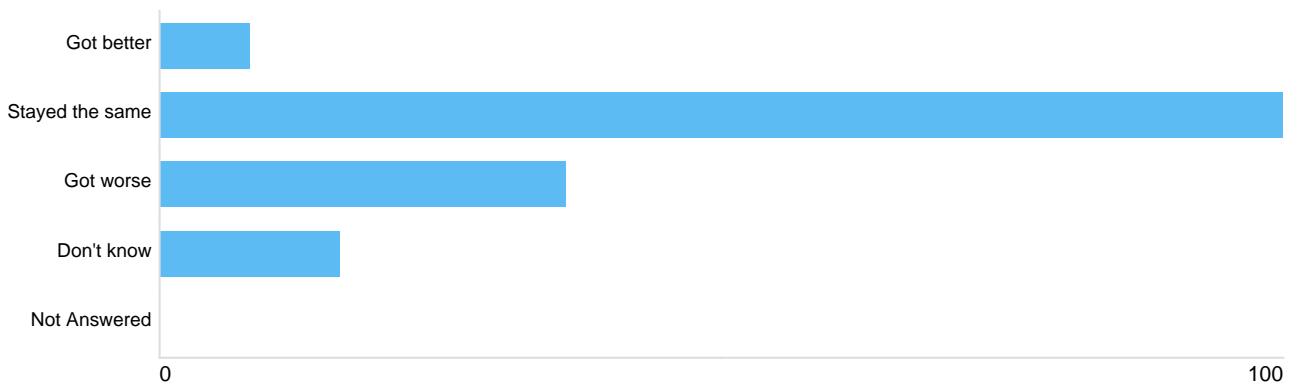
Question 4: In your opinion, have the following dog related issues got better, stayed the same or got worse over the last 12 months?

BetterWorse - Dog fouling in my neighbourhood



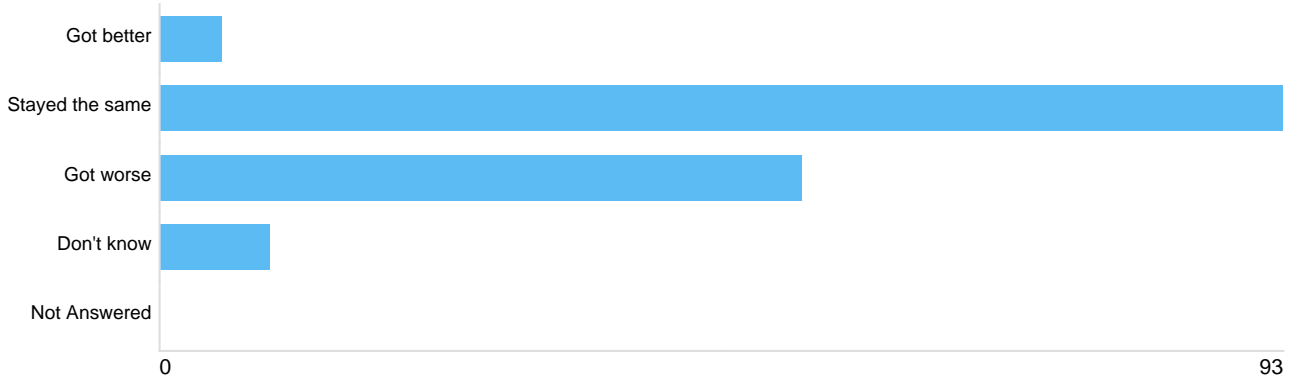
Option	Total	Percent
Got better	6	3.75%
Stayed the same	92	57.50%
Got worse	54	33.75%
Don't know	8	5.00%
Not Answered	0	0.00%

BetterWorse - Dog fouling in the parks I use



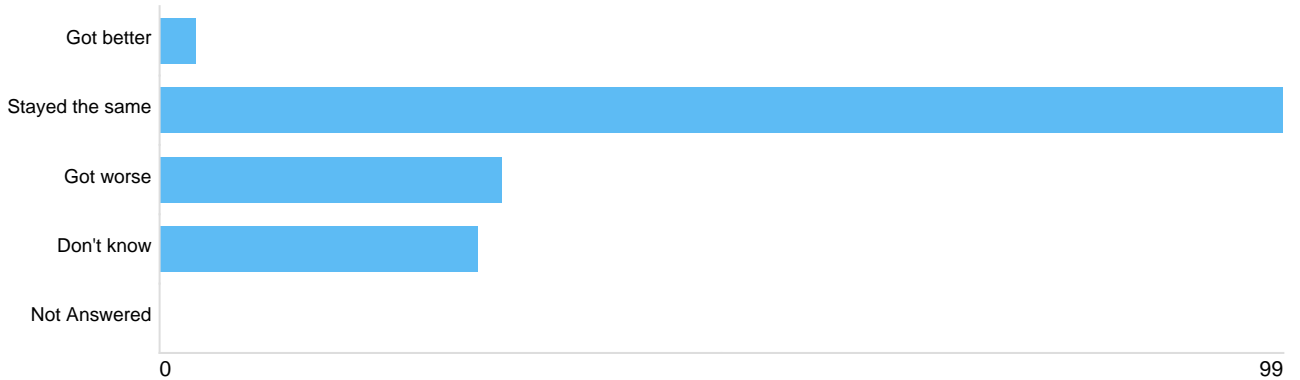
Option	Total	Percent
Got better	8	5.00%
Stayed the same	100	62.50%
Got worse	36	22.50%
Don't know	16	10.00%
Not Answered	0	0.00%

BetterWorse - Dogs not on leads



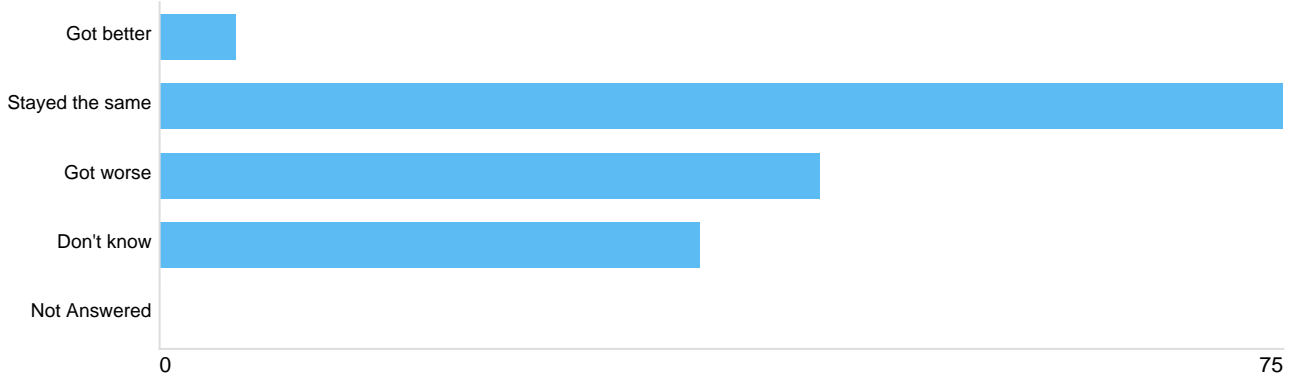
Option	Total	Percent
Got better	5	3.12%
Stayed the same	93	58.13%
Got worse	53	33.12%
Don't know	9	5.62%
Not Answered	0	0.00%

BetterWorse - The number of dogs a person has under their control



Option	Total	Percent
Got better	3	1.88%
Stayed the same	99	61.88%
Got worse	30	18.75%
Don't know	28	17.50%
Not Answered	0	0.00%

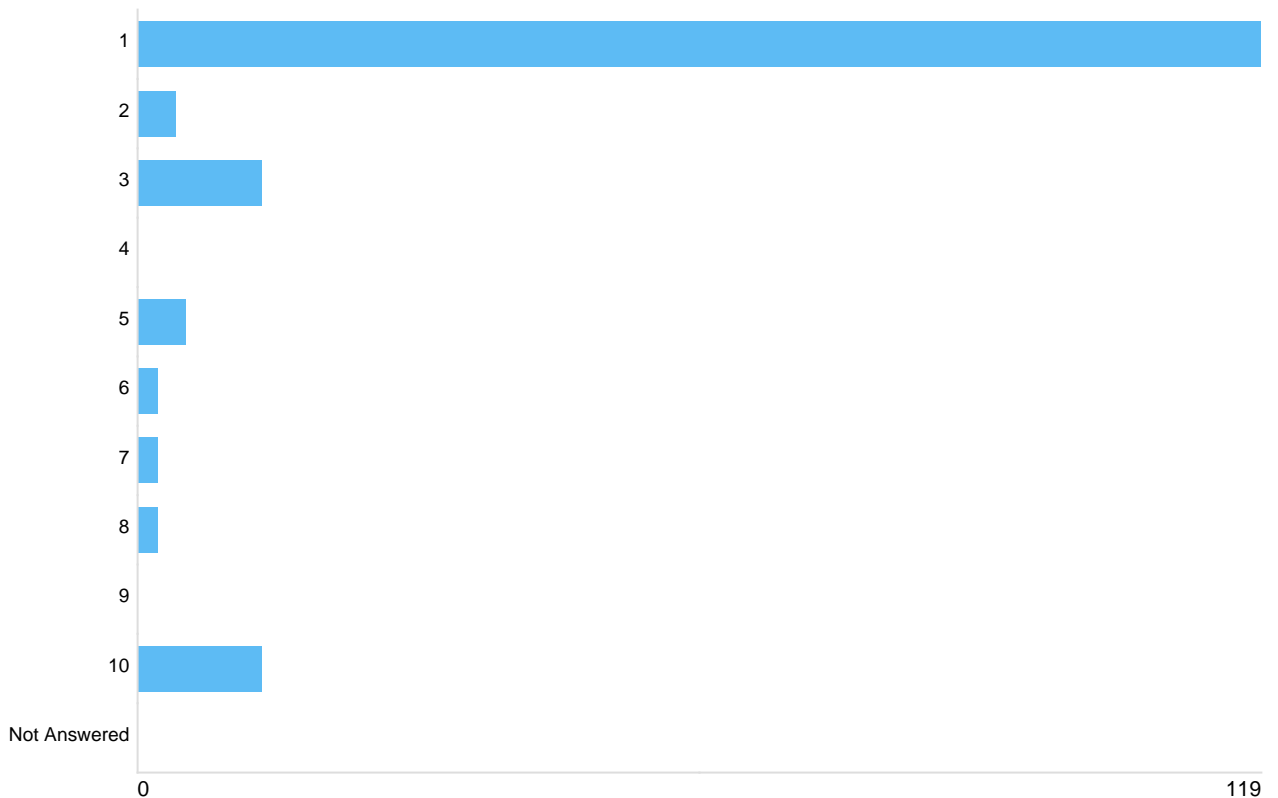
BetterWorse - Dogs in children's play parks



Option	Total	Percent
Got better	5	3.12%
Stayed the same	75	46.88%
Got worse	44	27.50%
Don't know	36	22.50%
Not Answered	0	0.00%


Question 5: To what extent do you agree or disagree with the following statements: Please indicate the strength of your agreement from 1 (strongly disagree) to 10 (strongly agree).

AgreeDisagree - Dogs should be allowed in children's play parks



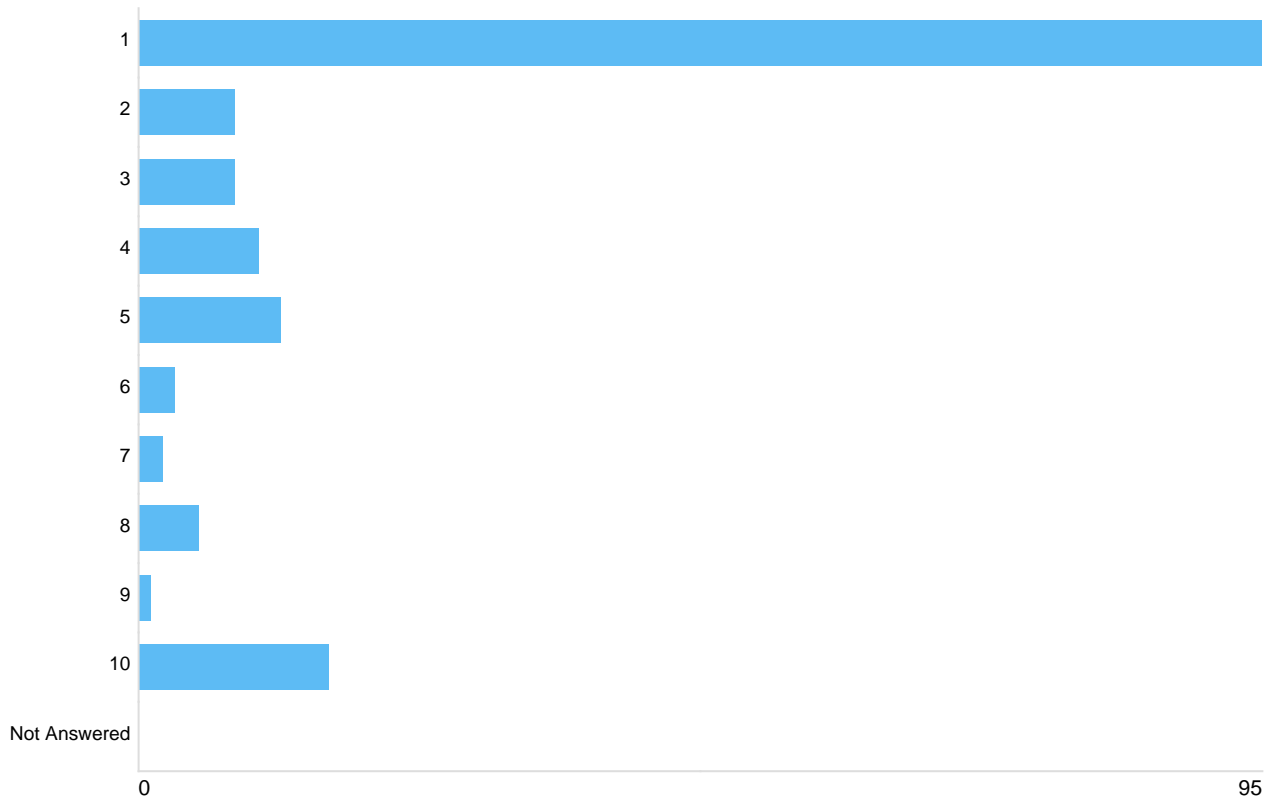
Option	Total	Percent
1	119	74.38%
2	4	2.50%
3	13	8.12%
4	0	0.00%
5	5	3.12%
6	2	1.25%
7	2	1.25%
8	2	1.25%
9	0	0.00%
10	13	8.12%
Not Answered	0	0.00%

AgreeDisagree - Owners should pick up their dog mess anywhere in the city



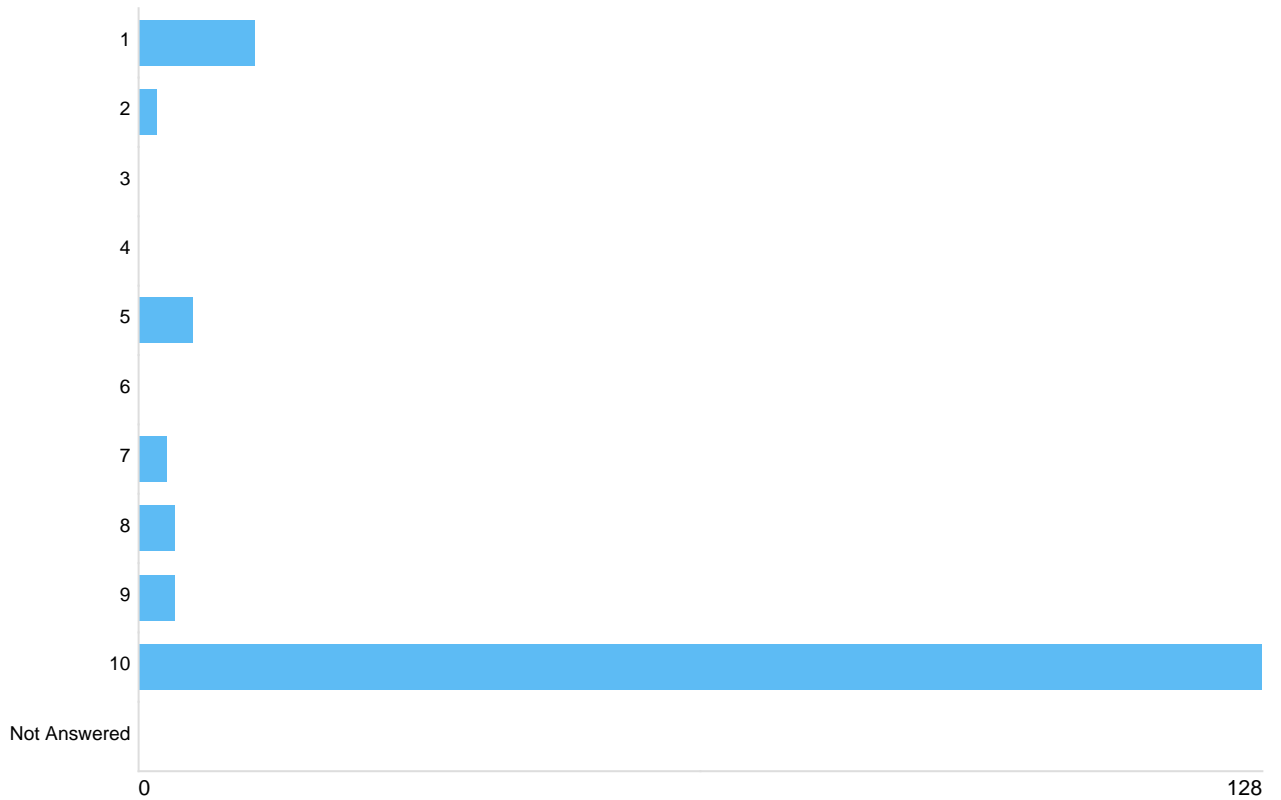
Option	Total	Percent
1	8	5.00%
2	0	0.00%
3	0	0.00%
4	0	0.00%
5	1	0.62%
6	1	0.62%
7	0	0.00%
8	1	0.62%
9	2	1.25%
10	147	91.88%
Not Answered	0	0.00%

AgreeDisagree - Dog owners should not be restricted on the number of dogs under their control at any one time



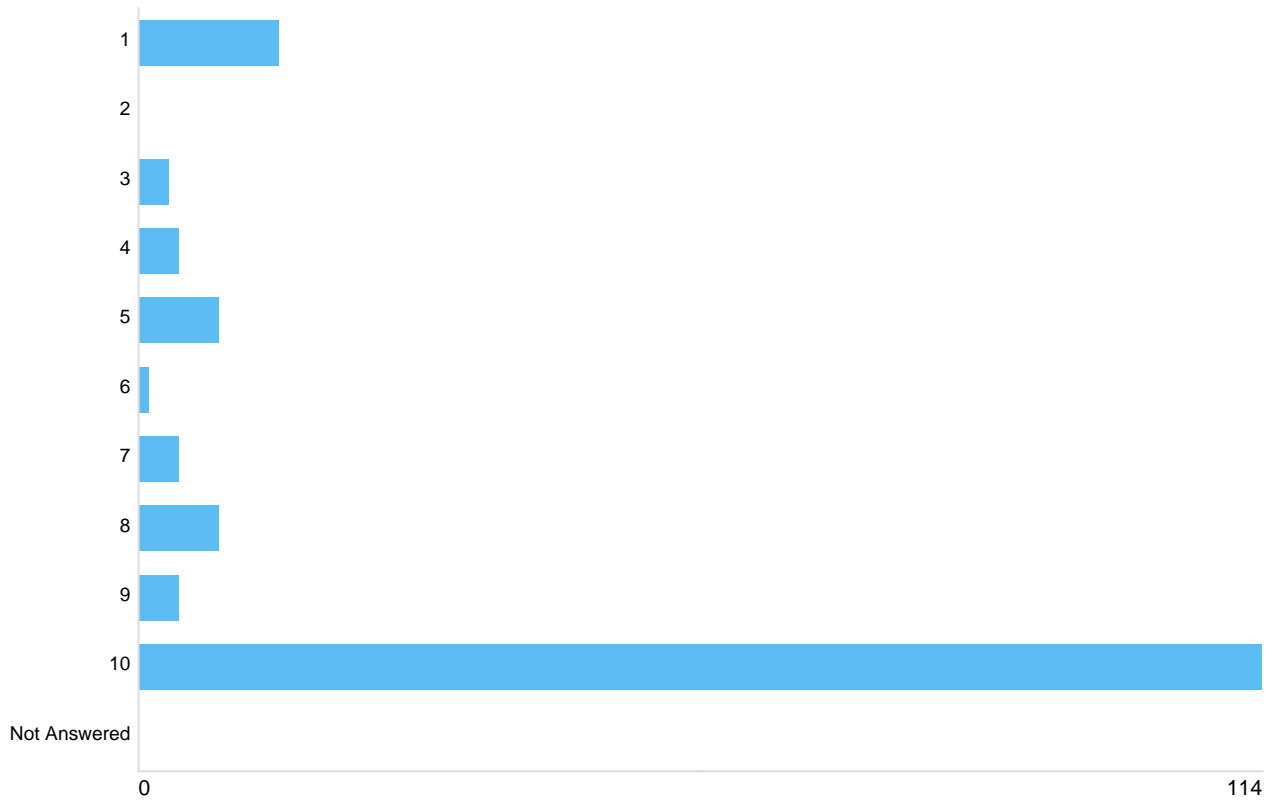
Option	Total	Percent
1	95	59.38%
2	8	5.00%
3	8	5.00%
4	10	6.25%
5	12	7.50%
6	3	1.88%
7	2	1.25%
8	5	3.12%
9	1	0.62%
10	16	10.00%
Not Answered	0	0.00%

AgreeDisagree - Dog owners should put their dog on a lead if asked by a Council or police officer



Option	Total	Percent
1	13	8.12%
2	2	1.25%
3	0	0.00%
4	0	0.00%
5	6	3.75%
6	0	0.00%
7	3	1.88%
8	4	2.50%
9	4	2.50%
10	128	80.00%
Not Answered	0	0.00%

AgreeDisagree - Dogs should be kept on a lead at all times in the city centre



Option	Total	Percent
1	14	8.75%
2	0	0.00%
3	3	1.88%
4	4	2.50%
5	8	5.00%
6	1	0.62%
7	4	2.50%
8	8	5.00%
9	4	2.50%
10	114	71.25%
Not Answered	0	0.00%