

Oxford City Council

Budget Consultation 2023-24

<https://consultation.oxford.gov.uk/financial-services/budget-consultation-2023-24>

This report was created on Monday 23 January 2023 at 09:09

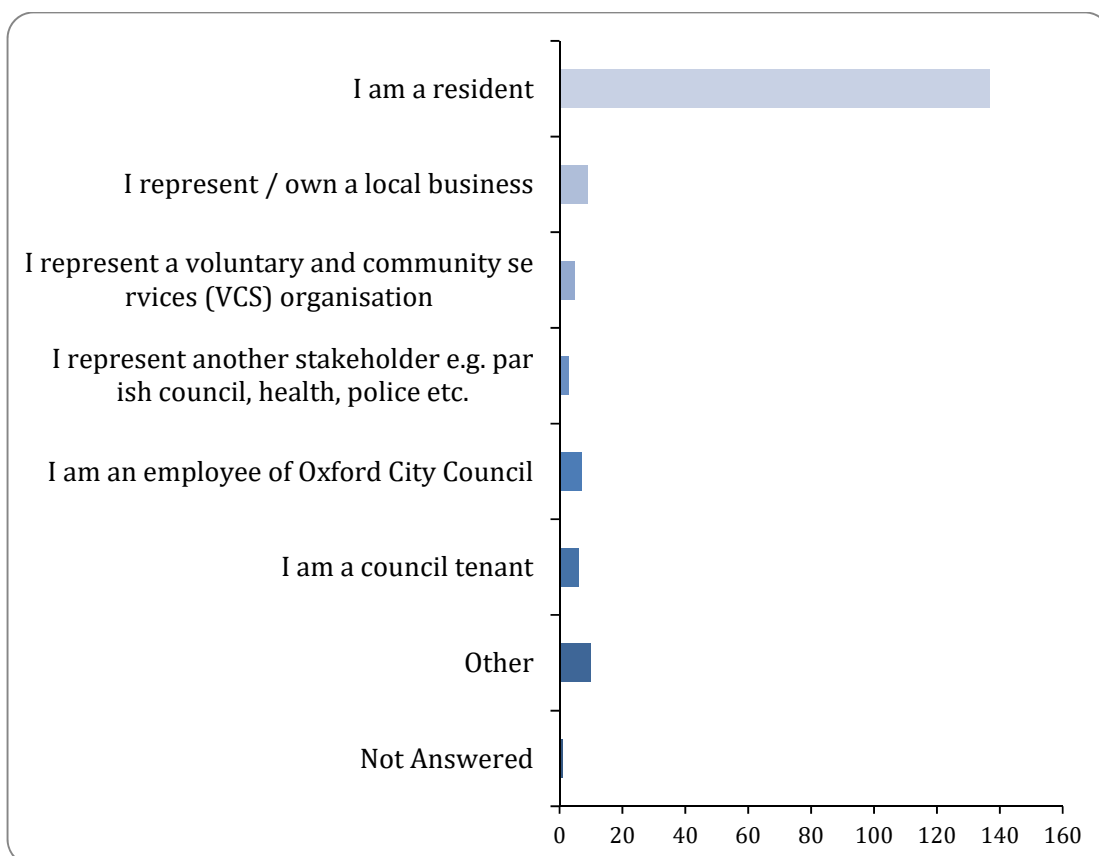
The activity had not yet closed when this report was generated. As such, this report may not accurately reflect the final distribution of responses, and should be treated as interim only.

Responses to this survey: **155**

1: In which role(s) are you responding to this survey. Please tick all that apply.

Role

There were 154 responses to this part of the question.



Option	Total	Percent
--------	-------	---------

I am a resident	137	88.39%
I represent / own a local business	9	5.81%
I represent a voluntary and community services (VCS) organisation	5	3.23%
I represent another stakeholder e.g. parish council, health, police etc.	3	1.94%
I am an employee of Oxford City Council	7	4.52%
I am a council tenant	6	3.87%
Other	10	6.45%
Not Answered	1	0.65%

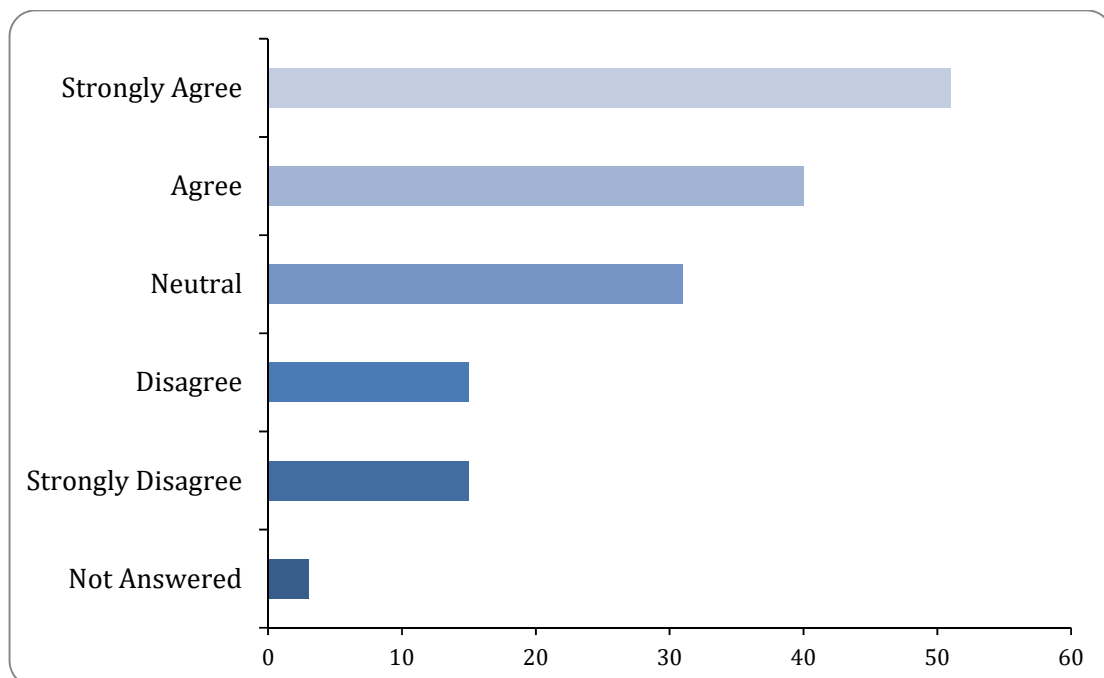
If Other, please provide details

There were 10 responses to this part of the question.

2: To what extent do you agree or disagree with these approaches?

Approaches - Using our wholly owned company, Oxford Direct Services Ltd to generate more income from external trading

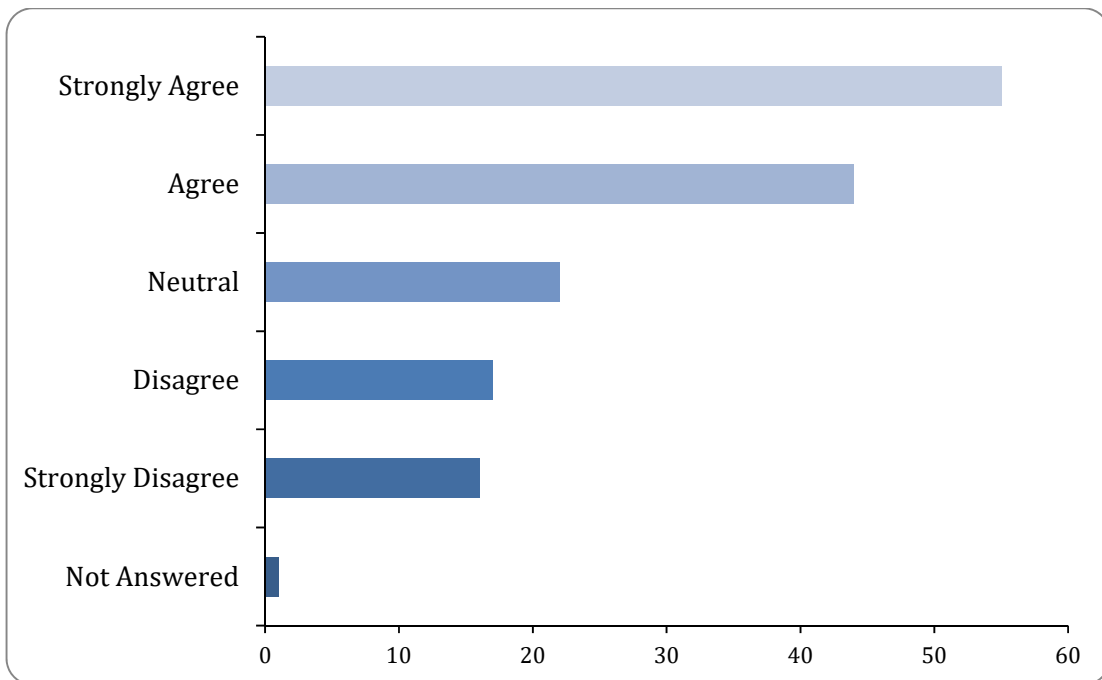
There were 152 responses to this part of the question.



Option	Total	Percent
Strongly Agree	51	32.90%
Agree	40	25.81%
Neutral	31	20.00%
Disagree	15	9.68%
Strongly Disagree	15	9.68%
Not Answered	3	1.94%

Approaches - Using our wholly owned company Oxford City Housing Ltd to develop social and market housing and deliver financial returns back to the council

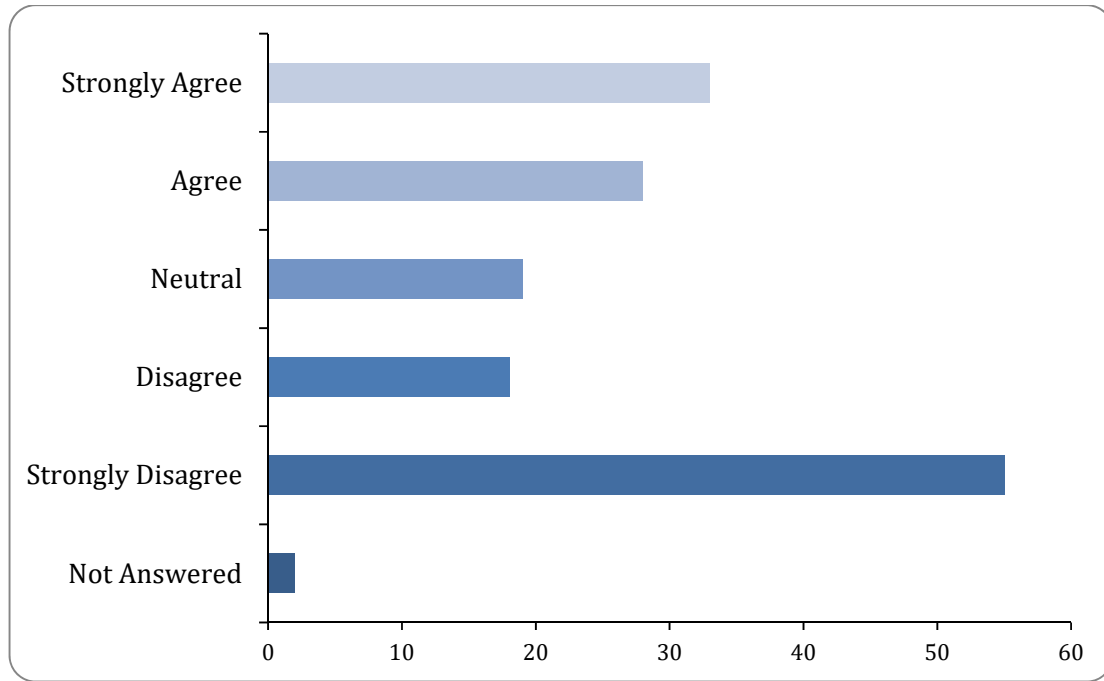
There were 154 responses to this part of the question.



Option	Total	Percent
Strongly Agree	55	35.48%
Agree	44	28.39%
Neutral	22	14.19%
Disagree	17	10.97%
Strongly Disagree	16	10.32%
Not Answered	1	0.65%

Approaches - Increase council tax by the maximum level permitted (2.99% per year) to safeguard services

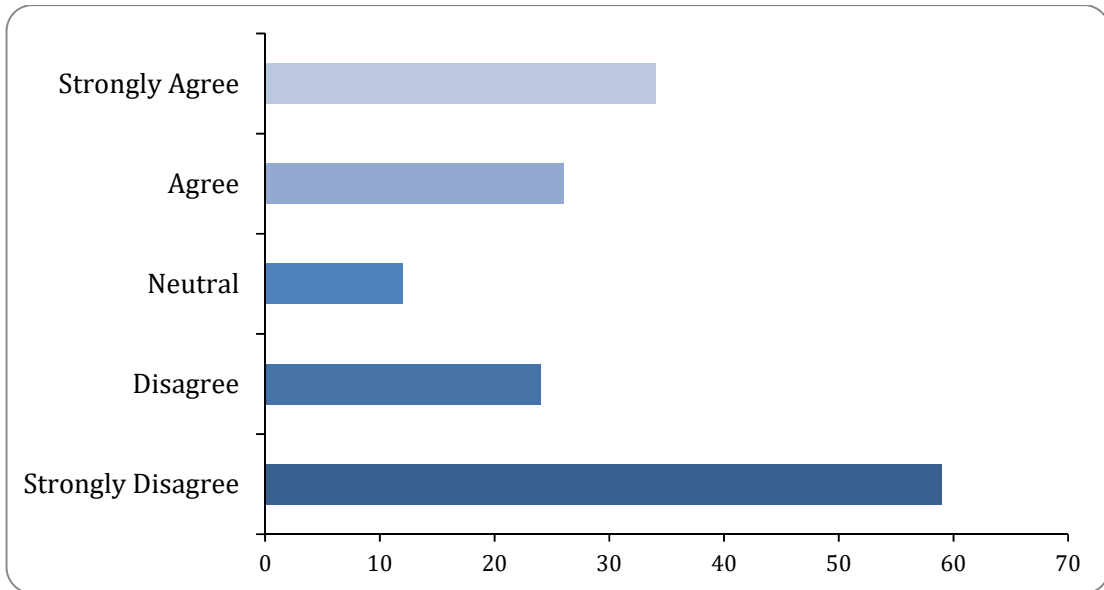
There were 153 responses to this part of the question.



Option	Total	Percent
Strongly Agree	33	21.29%
Agree	28	18.06%
Neutral	19	12.26%
Disagree	18	11.61%
Strongly Disagree	55	35.48%
Not Answered	2	1.29%

Approaches - Increasing annual garden waste charges by £15, and car park charges in the city centre by around 10%

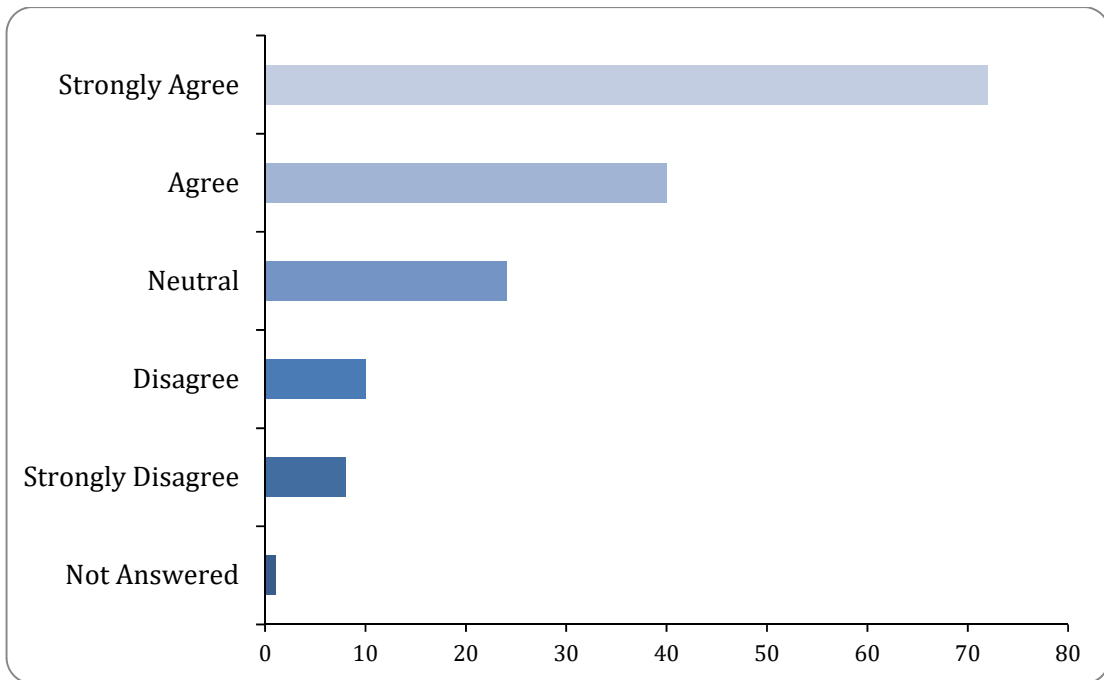
There were 155 responses to this part of the question.



Option	Total	Percent
Strongly Agree	34	21.94%
Agree	26	16.77%
Neutral	12	7.74%
Disagree	24	15.48%
Strongly Disagree	59	38.06%
Not Answered	0	0.00%

Approaches - Maintain reduction of park and ride charges

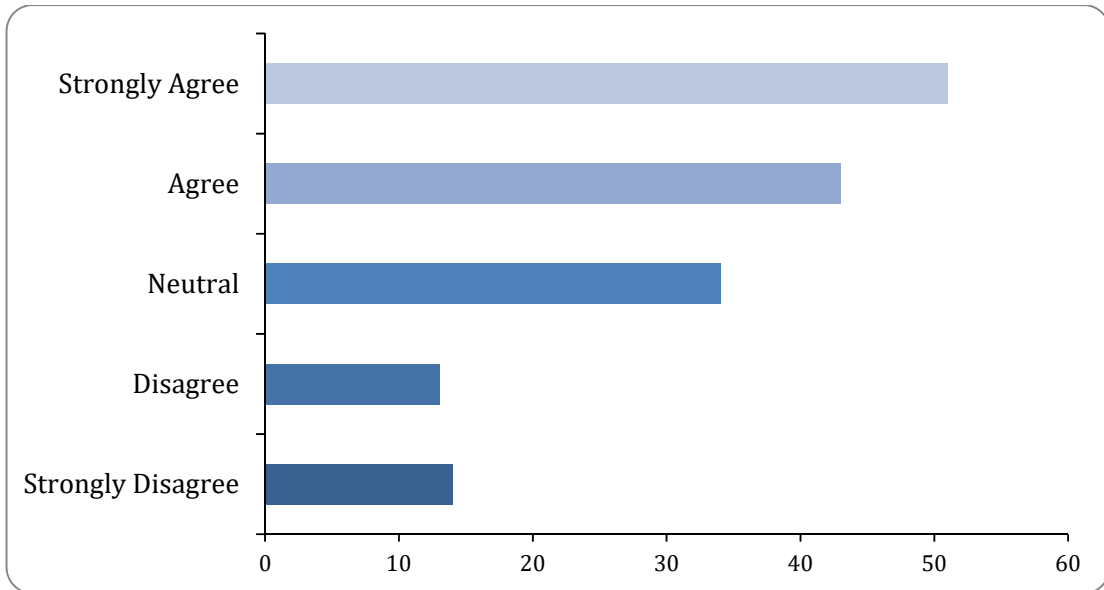
There were 154 responses to this part of the question.



Option	Total	Percent
Strongly Agree	72	46.45%
Agree	40	25.81%
Neutral	24	15.48%
Disagree	10	6.45%
Strongly Disagree	8	5.16%
Not Answered	1	0.65%

Approaches - Reducing office space and continuing with remote working for appropriate staff

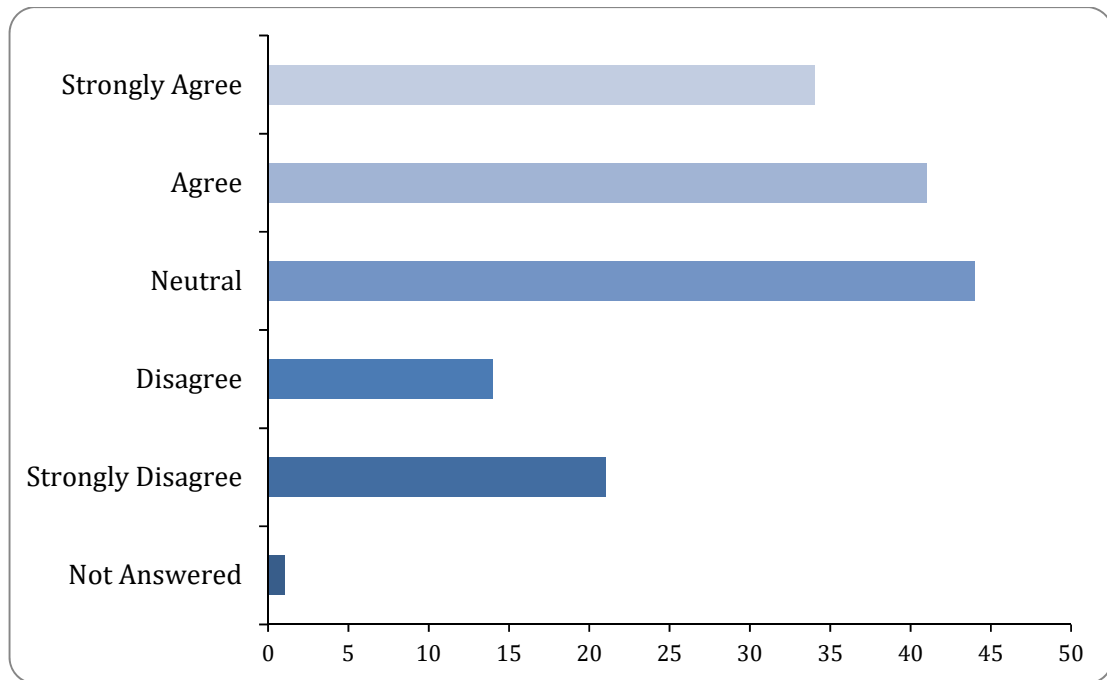
There were 155 responses to this part of the question.



Option	Total	Percent
Strongly Agree	51	32.90%
Agree	43	27.74%
Neutral	34	21.94%
Disagree	13	8.39%
Strongly Disagree	14	9.03%
Not Answered	0	0.00%

Approaches - Continue to base council tax support, to those eligible on 100% of the council tax charge. Most authorities now require claimants to pay some element of the charge

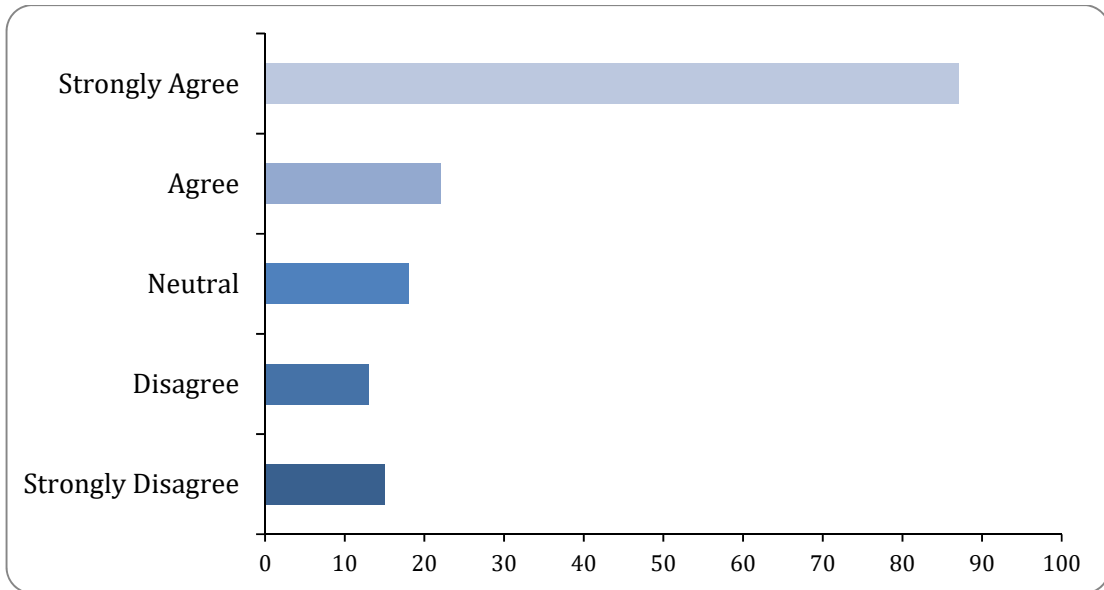
There were 154 responses to this part of the question.



Option	Total	Percent
Strongly Agree	34	21.94%
Agree	41	26.45%
Neutral	44	28.39%
Disagree	14	9.03%
Strongly Disagree	21	13.55%
Not Answered	1	0.65%

Approaches - Charging a 100% council tax premium on second homes and properties that have been empty for more than 1 year (currently its 2 years) from 1-4-2024, assuming the legislation enabling us to do so is introduced

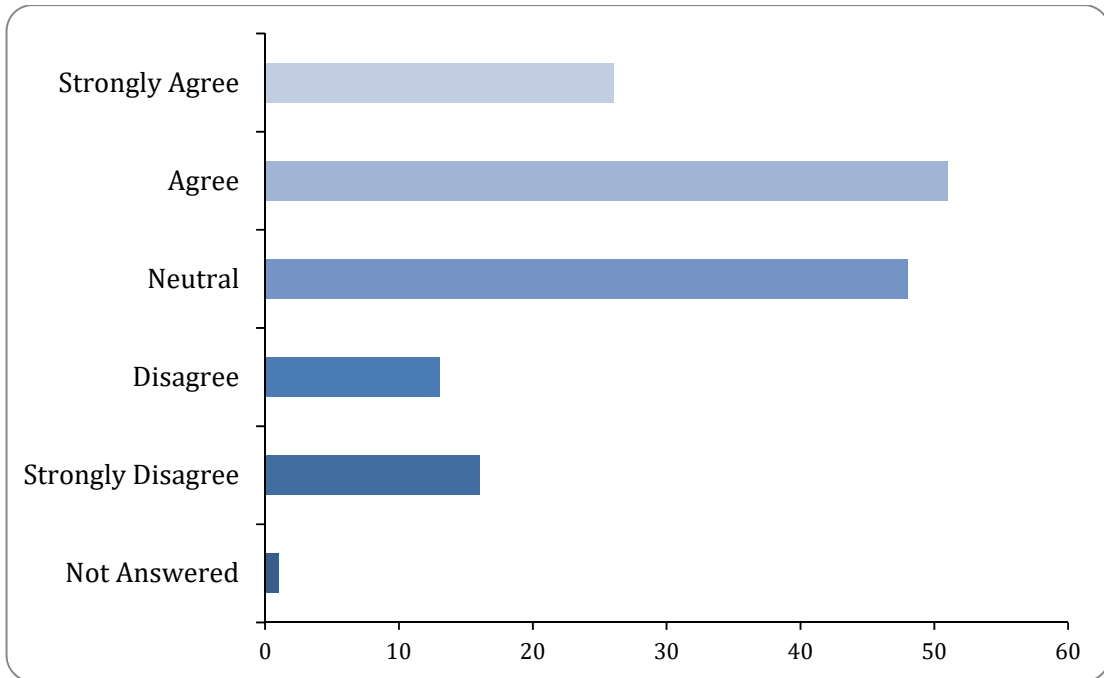
There were 155 responses to this part of the question.



Option	Total	Percent
Strongly Agree	87	56.13%
Agree	22	14.19%
Neutral	18	11.61%
Disagree	13	8.39%
Strongly Disagree	15	9.68%
Not Answered	0	0.00%

Approaches - Use balances and reserves as a one off support for services to mitigate the impact of Covid

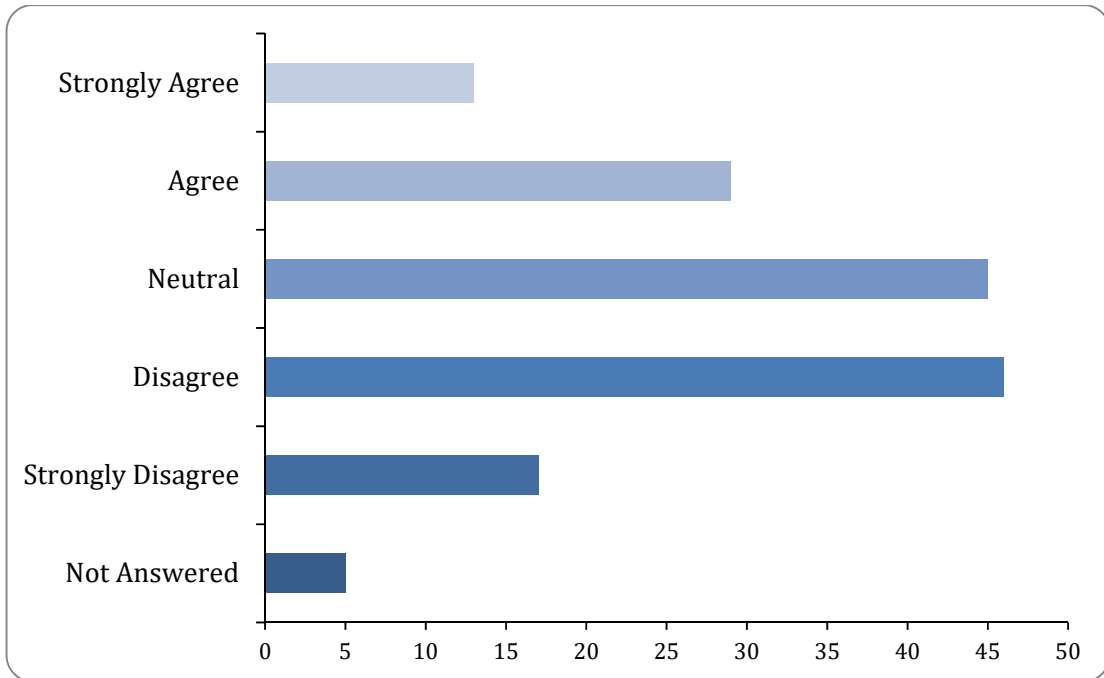
There were 154 responses to this part of the question.



Option	Total	Percent
Strongly Agree	26	16.77%
Agree	51	32.90%
Neutral	48	30.97%
Disagree	13	8.39%
Strongly Disagree	16	10.32%
Not Answered	1	0.65%

approaches 2 - Maintain all services but offer less

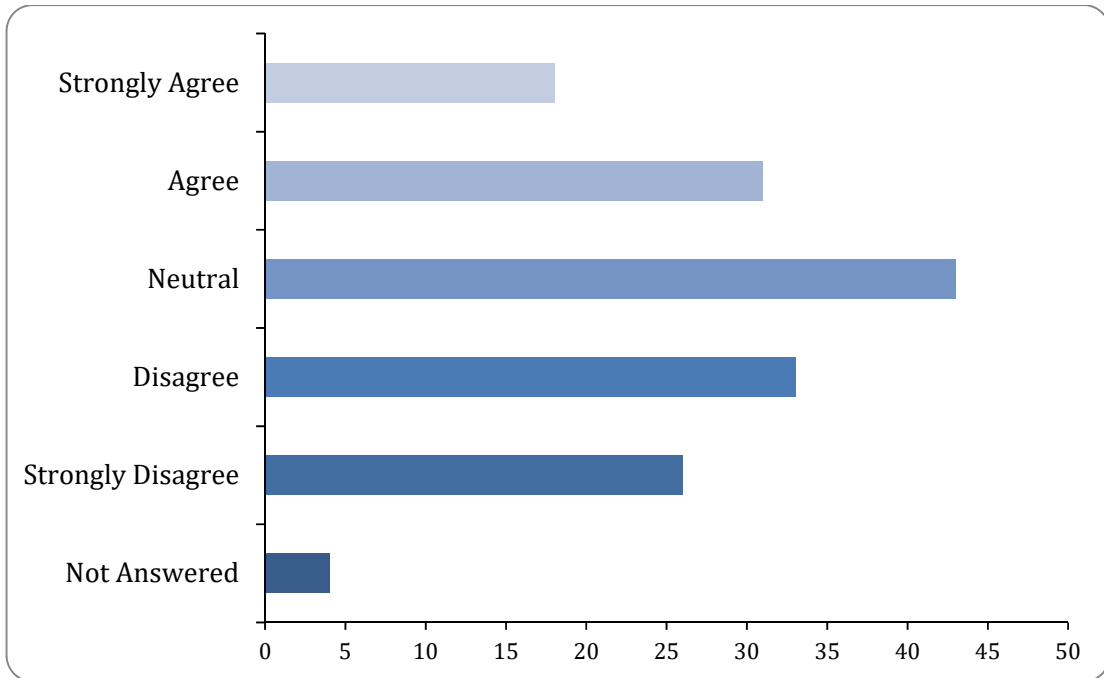
There were 150 responses to this part of the question.



Option	Total	Percent
Strongly Agree	13	8.39%
Agree	29	18.71%
Neutral	45	29.03%
Disagree	46	29.68%
Strongly Disagree	17	10.97%
Not Answered	5	3.23%

approaches 2 - Stop delivery of less important services

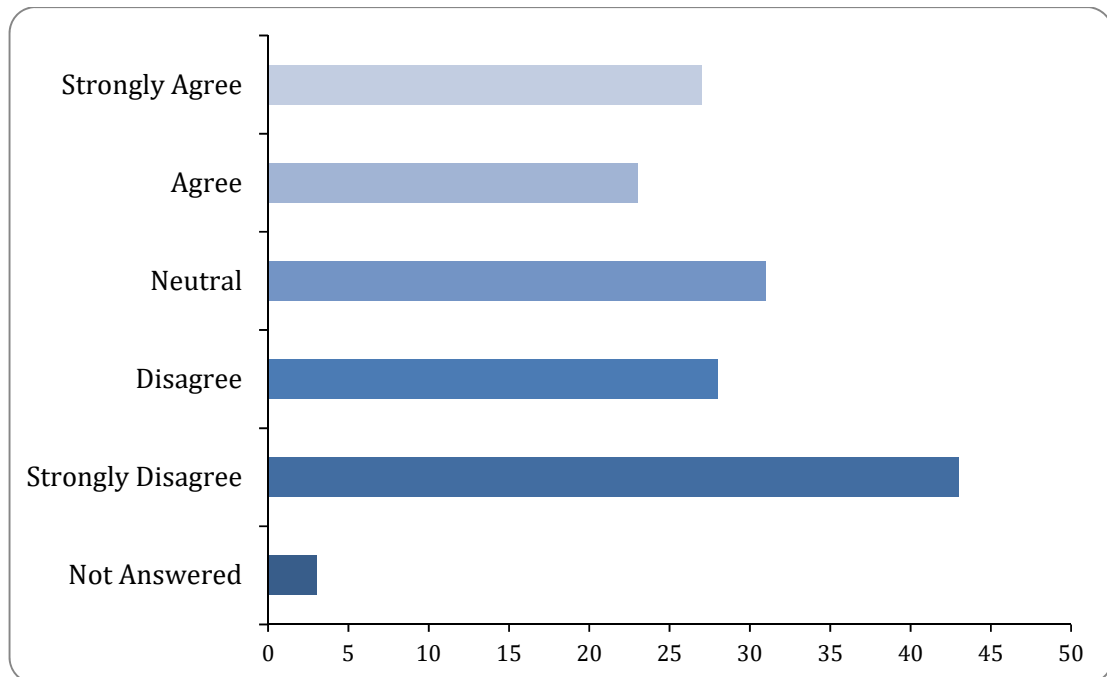
There were 151 responses to this part of the question.



Option	Total	Percent
Strongly Agree	18	11.61%
Agree	31	20.00%
Neutral	43	27.74%
Disagree	33	21.29%
Strongly Disagree	26	16.77%
Not Answered	4	2.58%

approaches 2 - Freeze Council Tax this year and make cuts in frontline services

There were 152 responses to this part of the question.



Option	Total	Percent
Strongly Agree	27	17.42%
Agree	23	14.84%
Neutral	31	20.00%
Disagree	28	18.06%
Strongly Disagree	43	27.74%
Not Answered	3	1.94%

Please enter any additional comments

There were 67 responses to this part of the question.

3: We have tried hard not to implement service reductions although the financial outlook for the council remains challenging. Are there any other proposals that you believe we should be doing to increase income, save money or increase value for money from council spend?

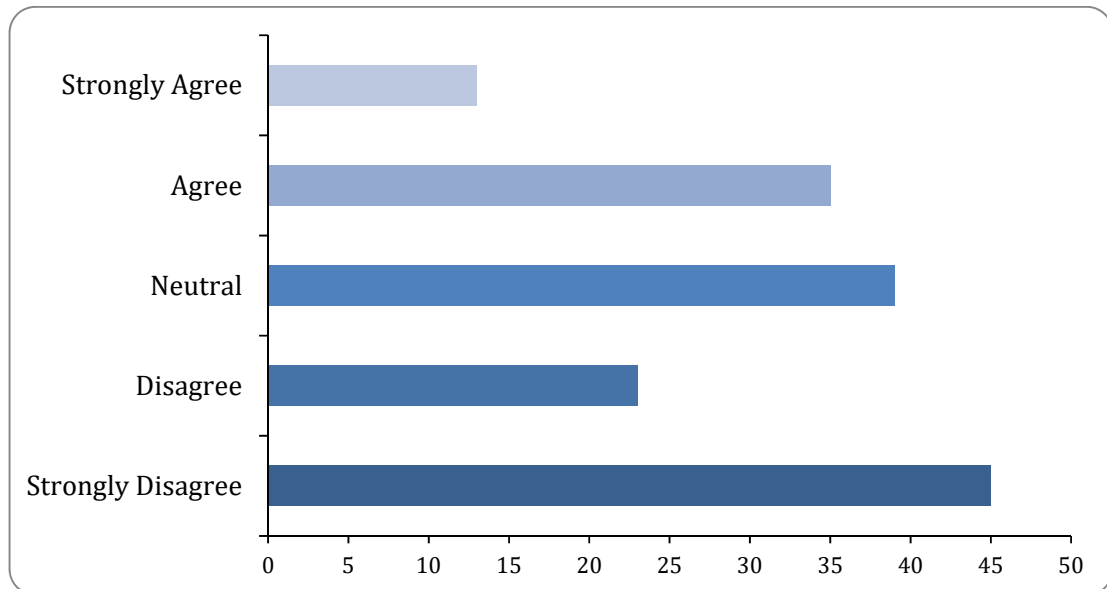
Other Proposals

There were 76 responses to this part of the question.

4: To what extent do you agree or disagree with the way that we are going to use NCIL?

Use of NCIL

There were 155 responses to this part of the question.

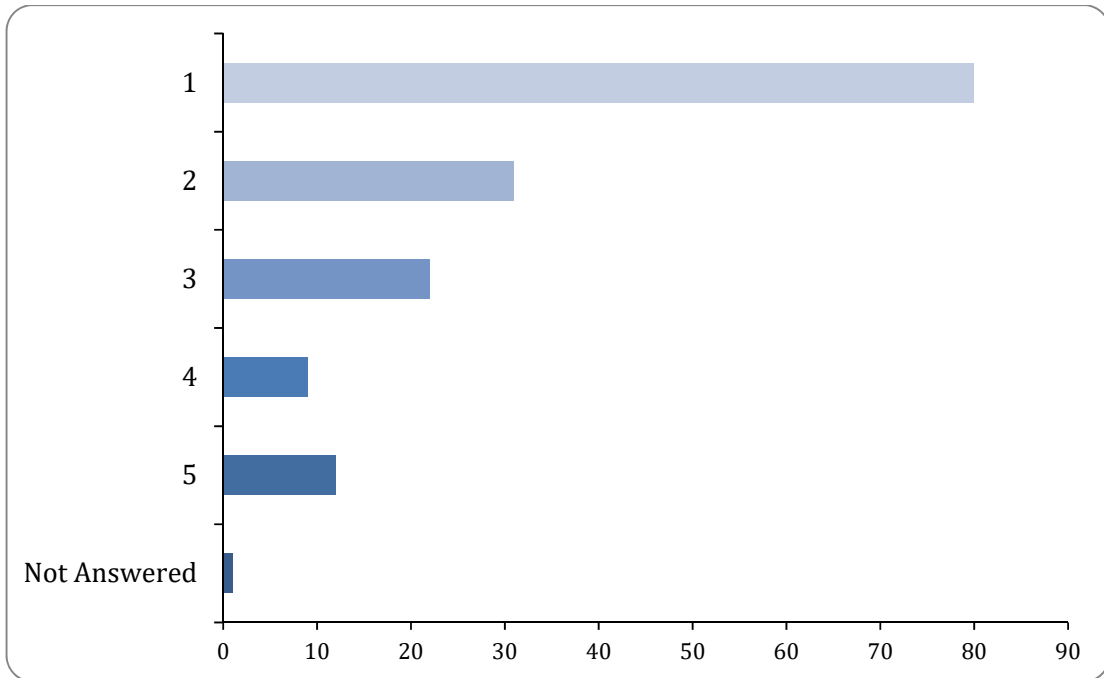


Option	Total	Percent
Strongly Agree	13	8.39%
Agree	35	22.58%
Neutral	39	25.16%
Disagree	23	14.84%
Strongly Disagree	45	29.03%
Not Answered	0	0.00%

5: On a scale of 1-5 where 1 is of high priority and 5 is of low priority, how would you rank the priority of the following services:

Ranking of Priorities - Provision of affordable housing

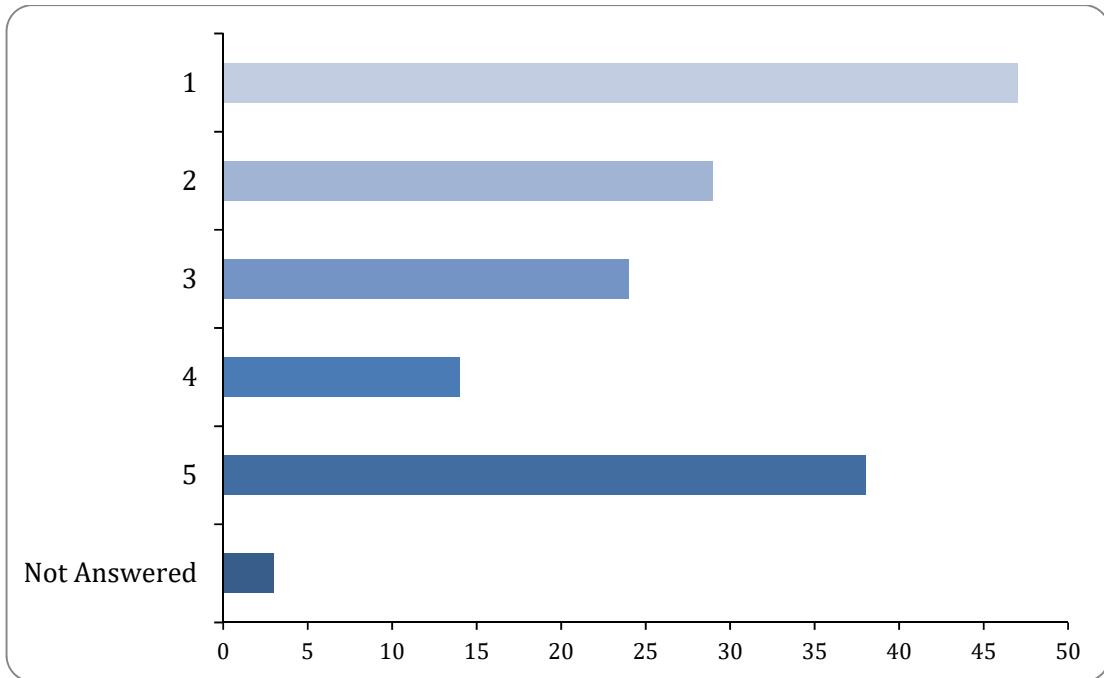
There were 154 responses to this part of the question.



Option	Total	Percent
1	80	51.61%
2	31	20.00%
3	22	14.19%
4	9	5.81%
5	12	7.74%
Not Answered	1	0.65%

Ranking of Priorities - Tackling Climate Change

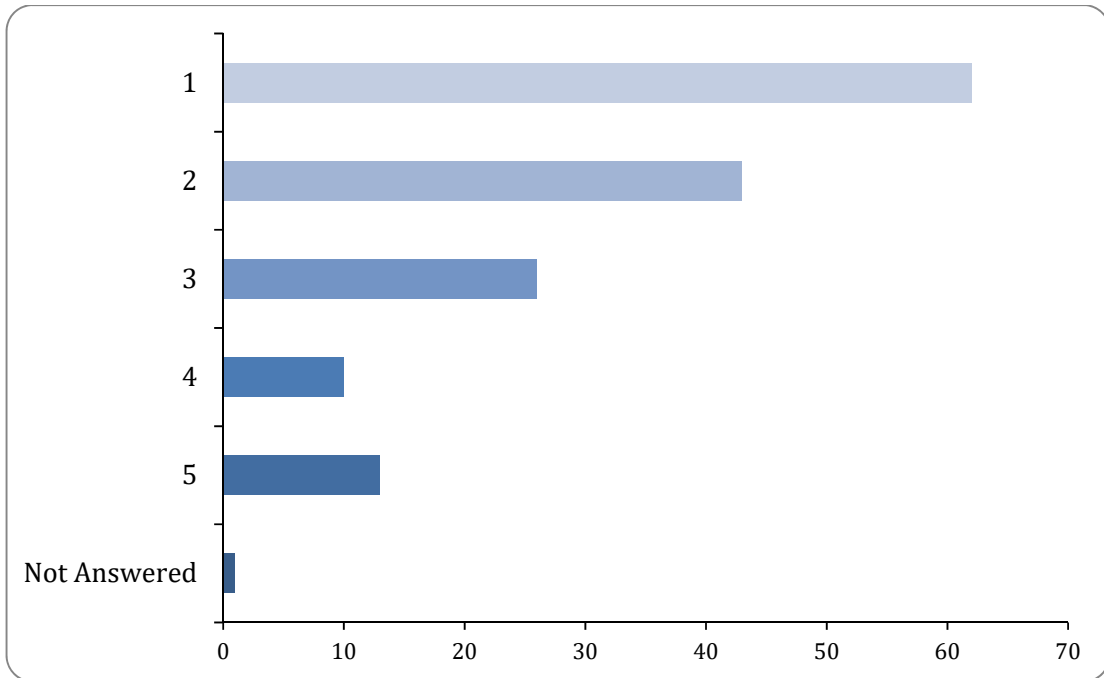
There were 152 responses to this part of the question.



Option	Total	Percent
1	47	30.32%
2	29	18.71%
3	24	15.48%
4	14	9.03%
5	38	24.52%
Not Answered	3	1.94%

Ranking of Priorities - Preventing homelessness

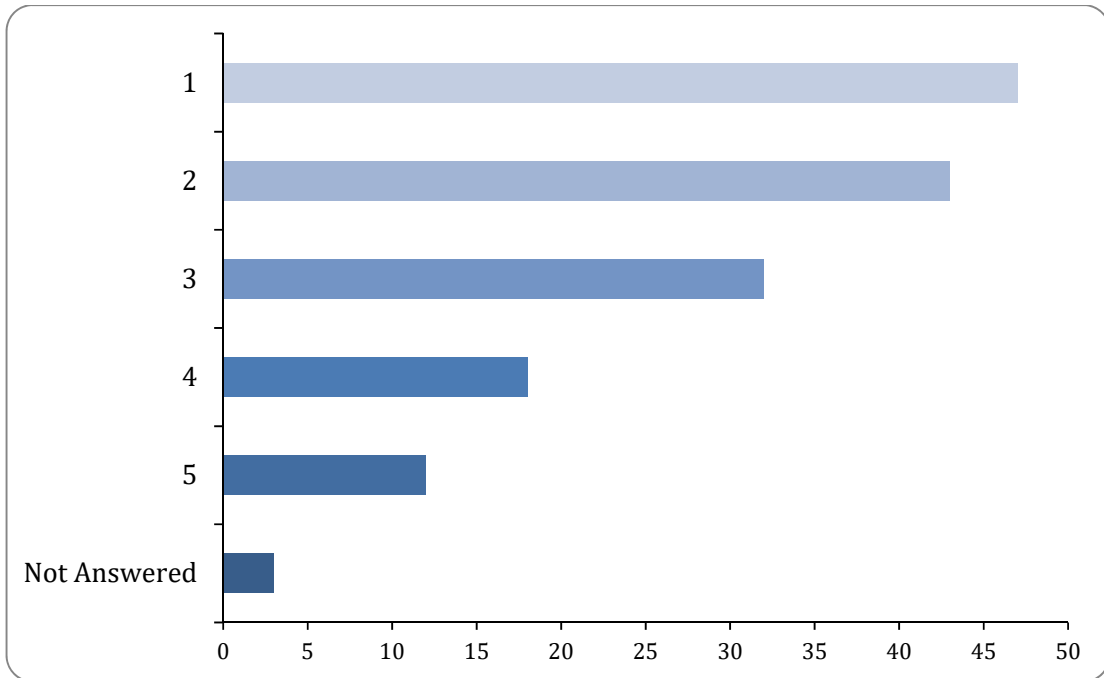
There were 154 responses to this part of the question.



Option	Total	Percent
1	62	40.00%
2	43	27.74%
3	26	16.77%
4	10	6.45%
5	13	8.39%
Not Answered	1	0.65%

Ranking of Priorities - Providing and supporting community centres

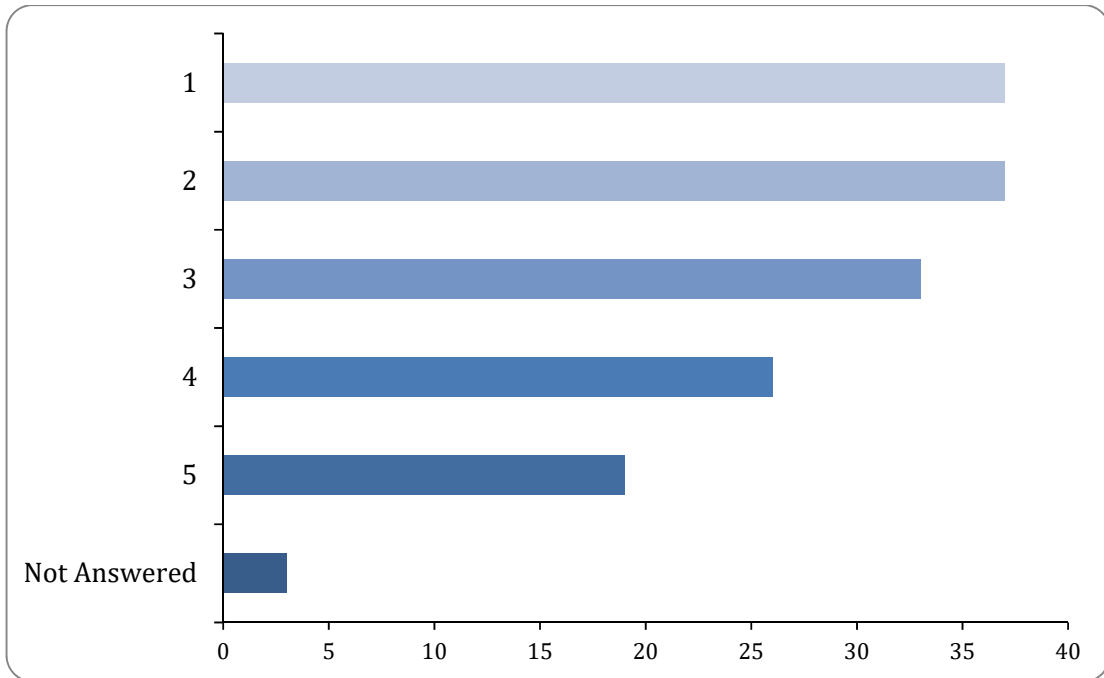
There were 152 responses to this part of the question.



Option	Total	Percent
1	47	30.32%
2	43	27.74%
3	32	20.65%
4	18	11.61%
5	12	7.74%
Not Answered	3	1.94%

Ranking of Priorities - Encouraging our customers to self-serve, enabling access to more of our services electronically on line

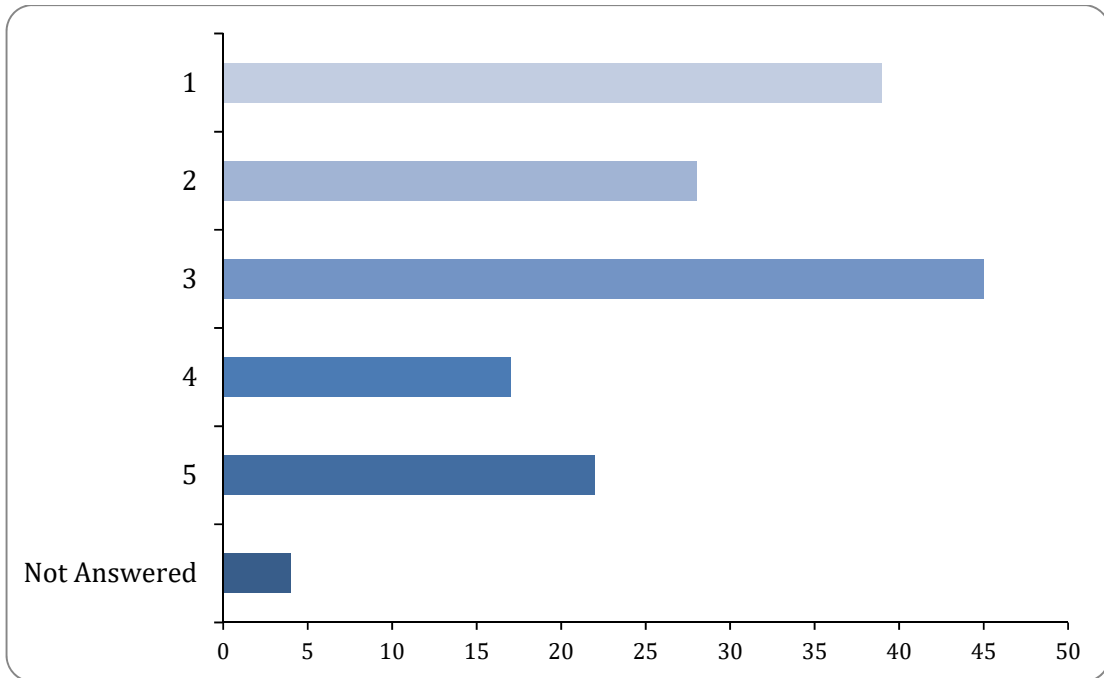
There were 152 responses to this part of the question.



Option	Total	Percent
1	37	23.87%
2	37	23.87%
3	33	21.29%
4	26	16.77%
5	19	12.26%
Not Answered	3	1.94%

Ranking of Priorities - Enhancing our city centre

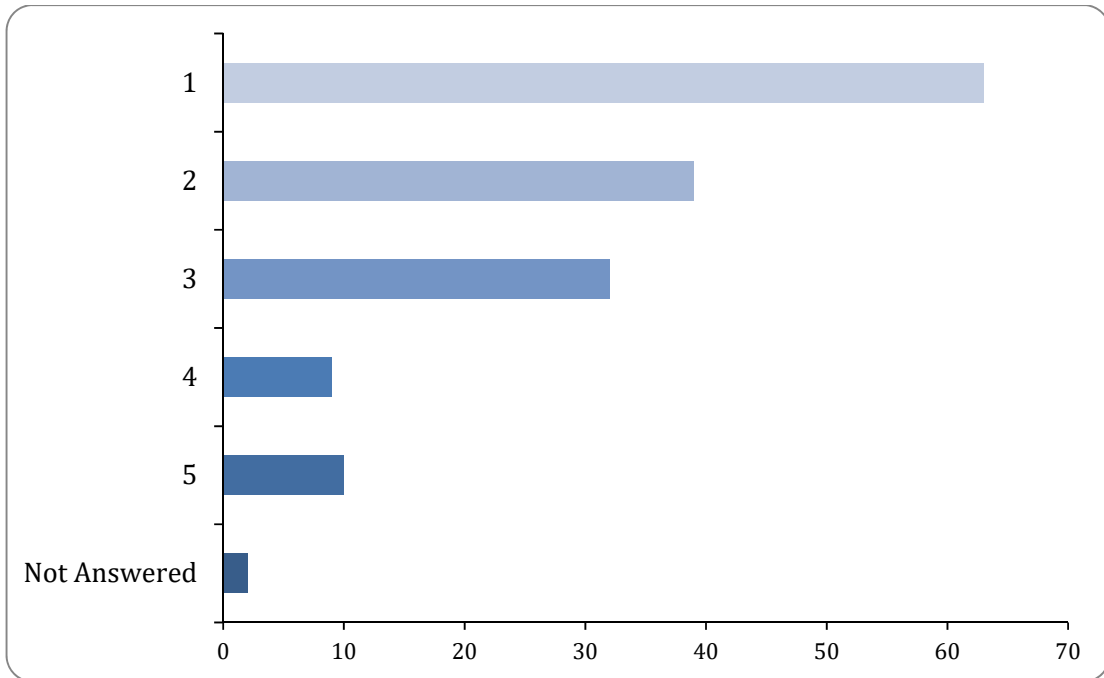
There were 151 responses to this part of the question.



Option	Total	Percent
1	39	25.16%
2	28	18.06%
3	45	29.03%
4	17	10.97%
5	22	14.19%
Not Answered	4	2.58%

Ranking of Priorities - Keeping our city centre clean and tidy

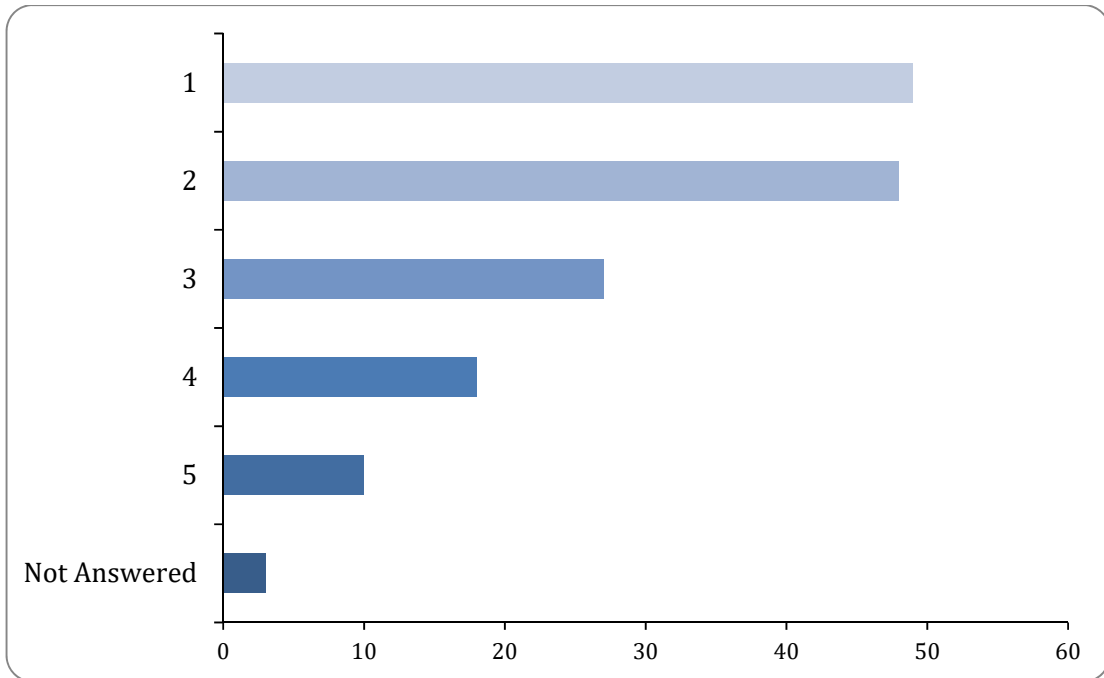
There were 153 responses to this part of the question.



Option	Total	Percent
1	63	40.65%
2	39	25.16%
3	32	20.65%
4	9	5.81%
5	10	6.45%
Not Answered	2	1.29%

Ranking of Priorities - Maintaining and improving recycling

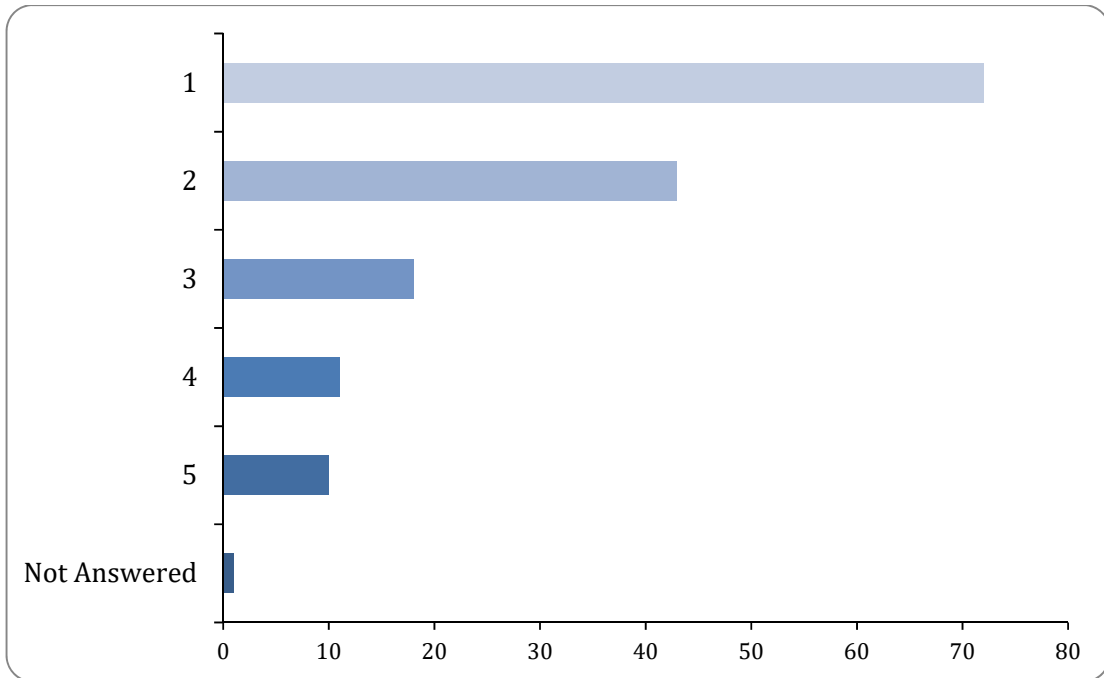
There were 152 responses to this part of the question.



Option	Total	Percent
1	49	31.61%
2	48	30.97%
3	27	17.42%
4	18	11.61%
5	10	6.45%
Not Answered	3	1.94%

Ranking of Priorities - Maintaining parks and open spaces

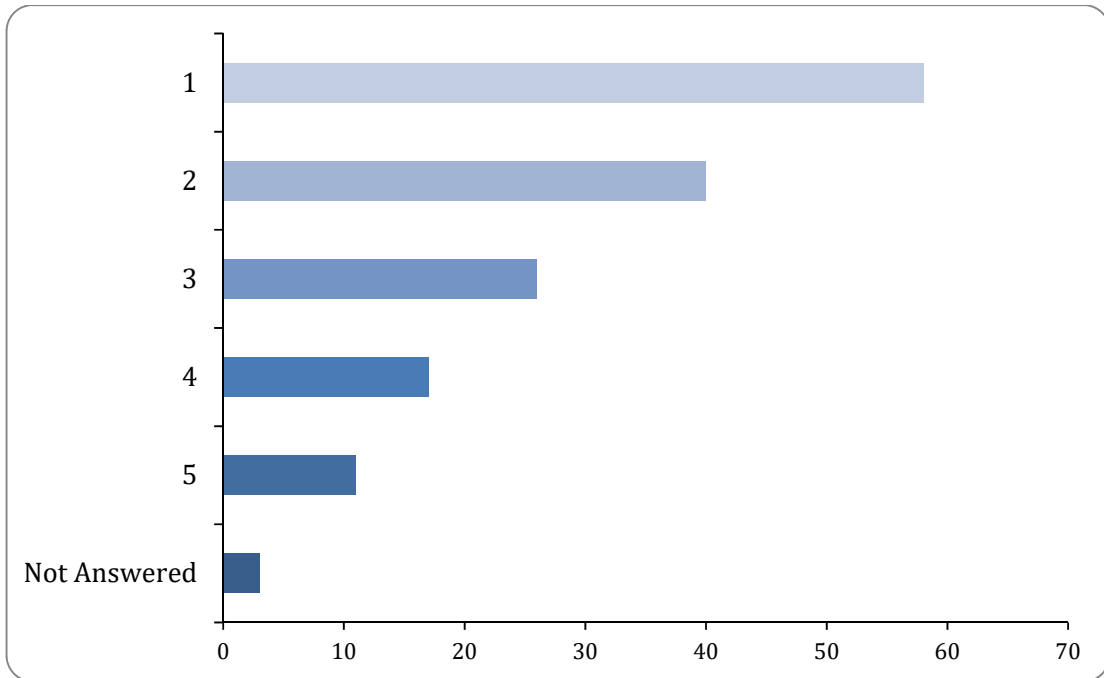
There were 154 responses to this part of the question.



Option	Total	Percent
1	72	46.45%
2	43	27.74%
3	18	11.61%
4	11	7.10%
5	10	6.45%
Not Answered	1	0.65%

Ranking of Priorities - Providing leisure centres and keeping them affordable

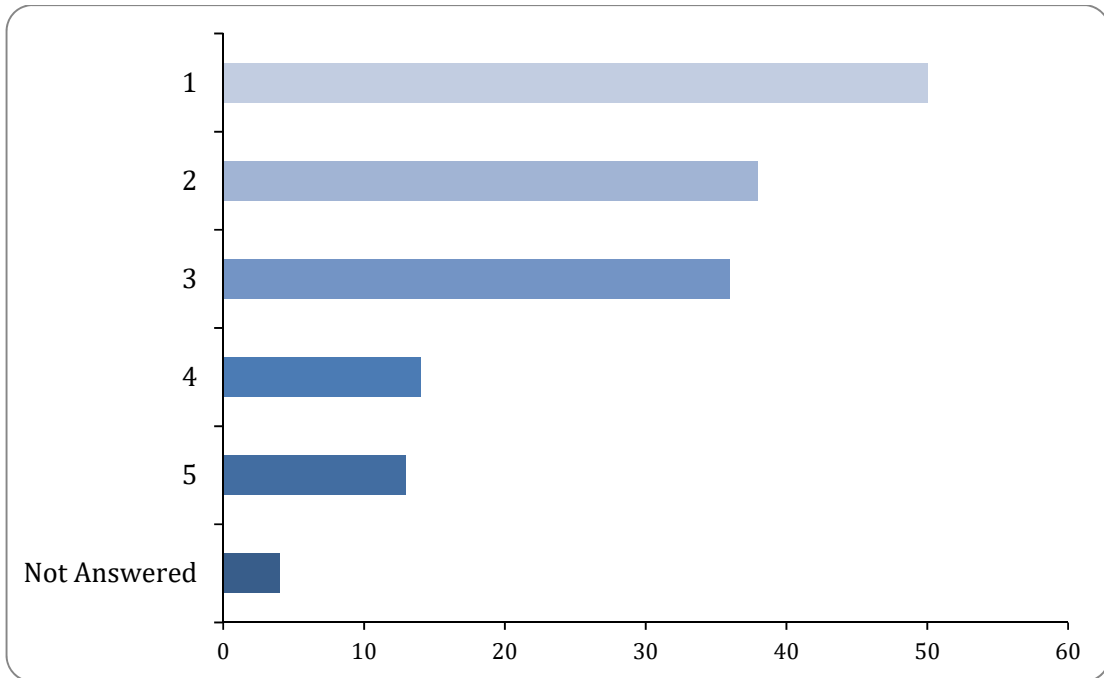
There were 152 responses to this part of the question.



Option	Total	Percent
1	58	37.42%
2	40	25.81%
3	26	16.77%
4	17	10.97%
5	11	7.10%
Not Answered	3	1.94%

Ranking of Priorities - Providing services for young people

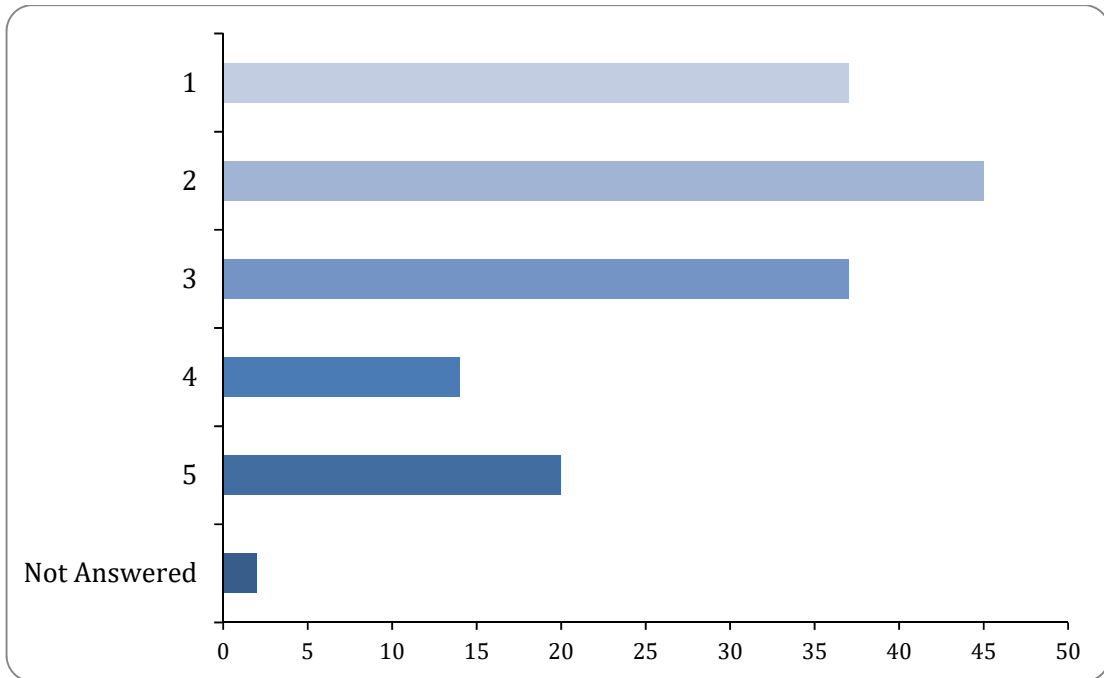
There were 151 responses to this part of the question.



Option	Total	Percent
1	50	32.26%
2	38	24.52%
3	36	23.23%
4	14	9.03%
5	13	8.39%
Not Answered	4	2.58%

Ranking of Priorities - Helping with council tax for those on low income

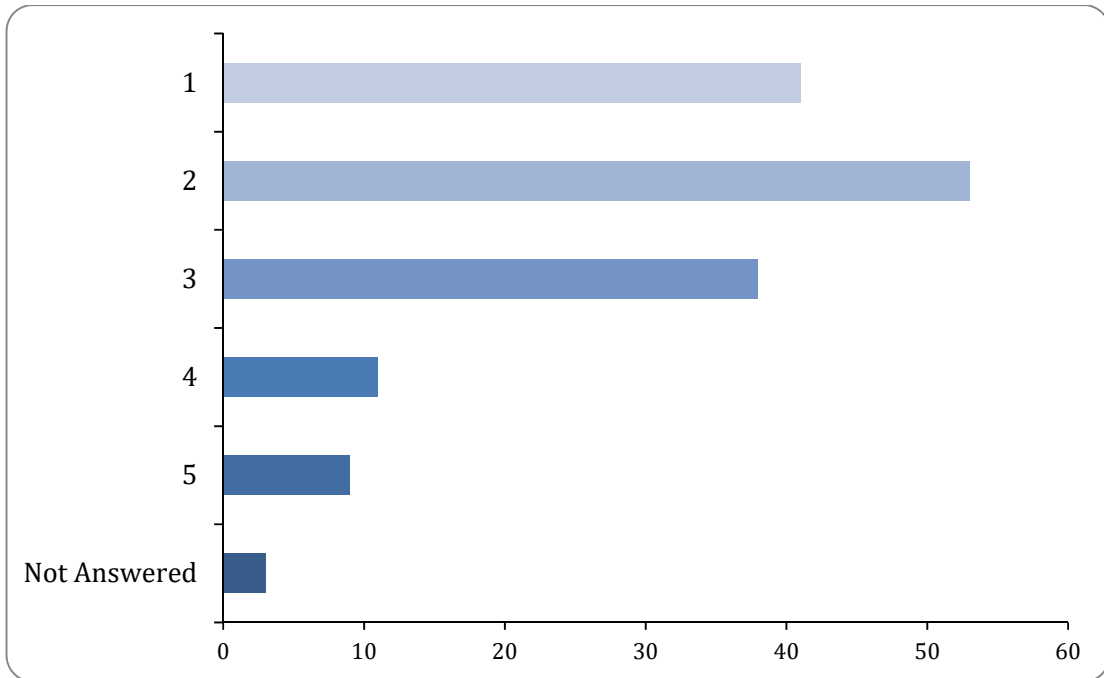
There were 153 responses to this part of the question.



Option	Total	Percent
1	37	23.87%
2	45	29.03%
3	37	23.87%
4	14	9.03%
5	20	12.90%
Not Answered	2	1.29%

Ranking of Priorities - Supporting community safety

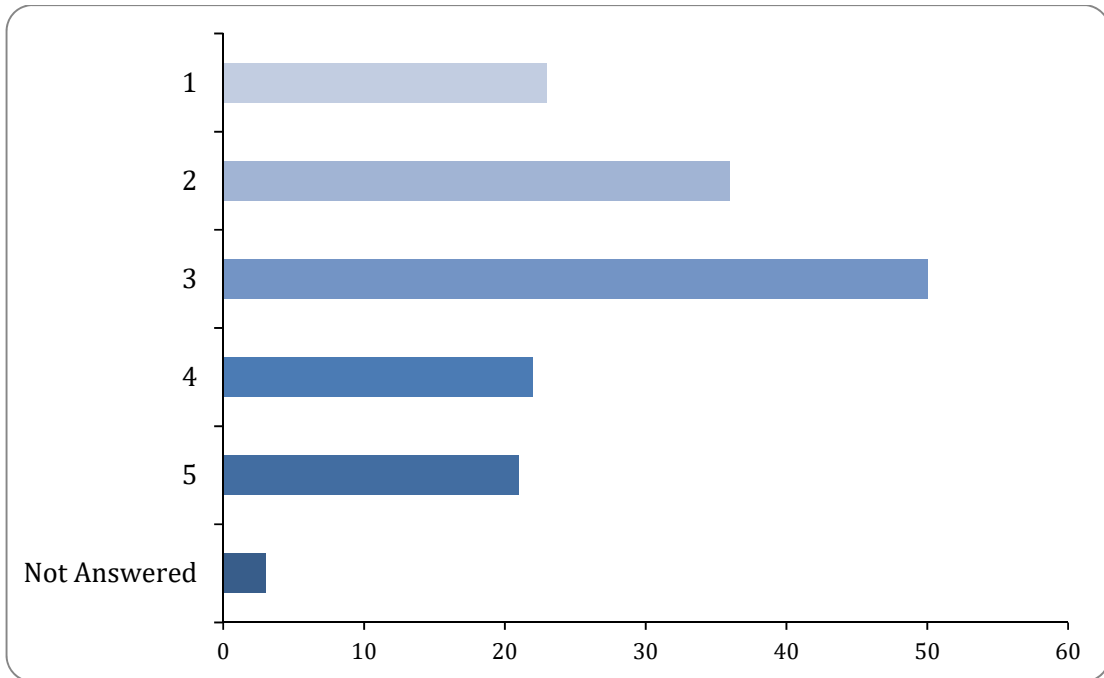
There were 152 responses to this part of the question.



Option	Total	Percent
1	41	26.45%
2	53	34.19%
3	38	24.52%
4	11	7.10%
5	9	5.81%
Not Answered	3	1.94%

Ranking of Priorities - Providing grants to voluntary and community groups

There were 152 responses to this part of the question.



Option	Total	Percent
1	23	14.84%
2	36	23.23%
3	50	32.26%
4	22	14.19%
5	21	13.55%
Not Answered	3	1.94%

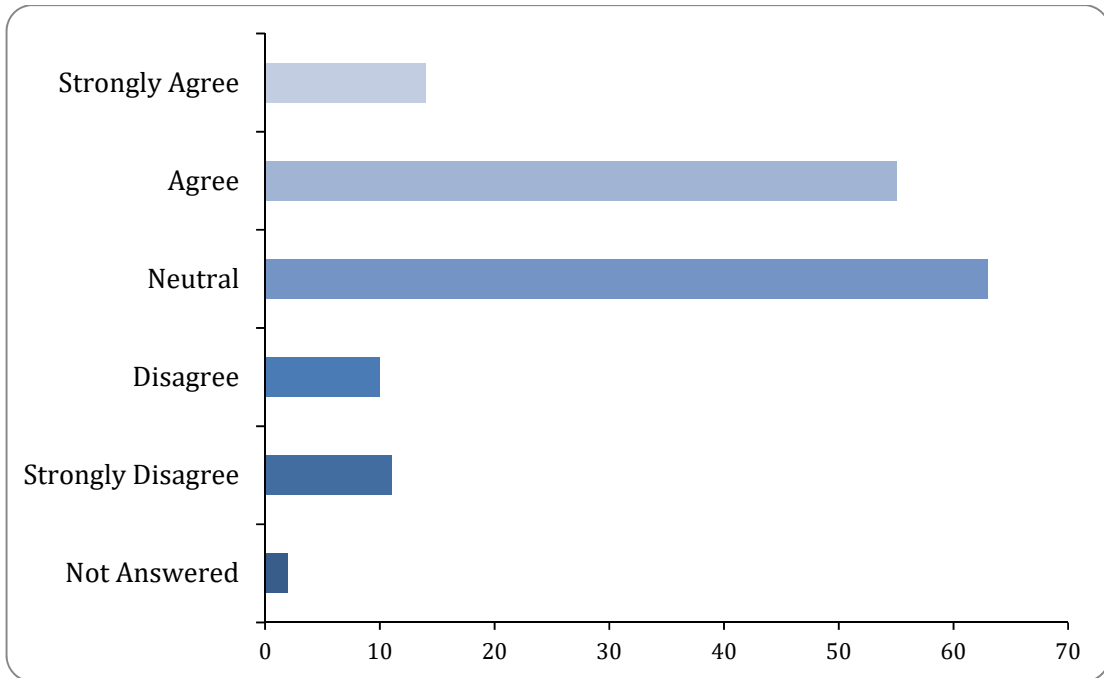
Please enter any additional comments here

There were 55 responses to this part of the question.

6: The Council's capital investment programme over the next four years totals £654 million. Some of the more significant schemes are detailed below. To what extent you agree or disagree with these schemes?

Significant Schemes - Redevelopment of existing properties within portfolio (Cave Street;) £8.4 million for regeneration and to deliver a return to support frontline services

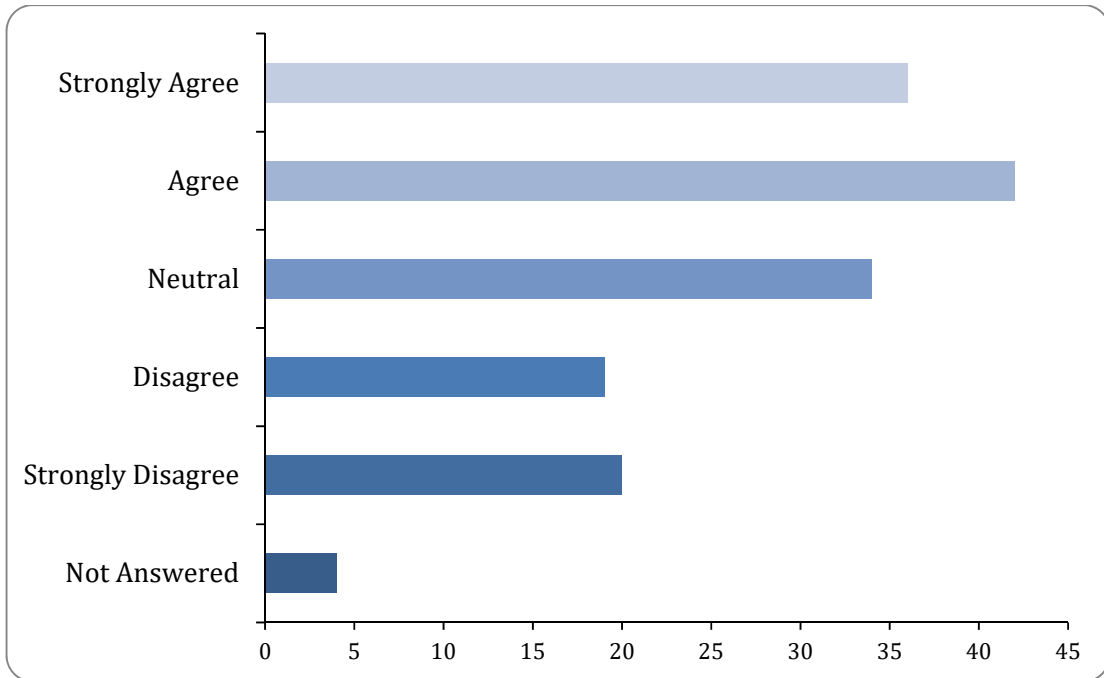
There were 153 responses to this part of the question.



Option	Total	Percent
Strongly Agree	14	9.03%
Agree	55	35.48%
Neutral	63	40.65%
Disagree	10	6.45%
Strongly Disagree	11	7.10%
Not Answered	2	1.29%

Significant Schemes - Covered market masterplan £4.5 million for regeneration

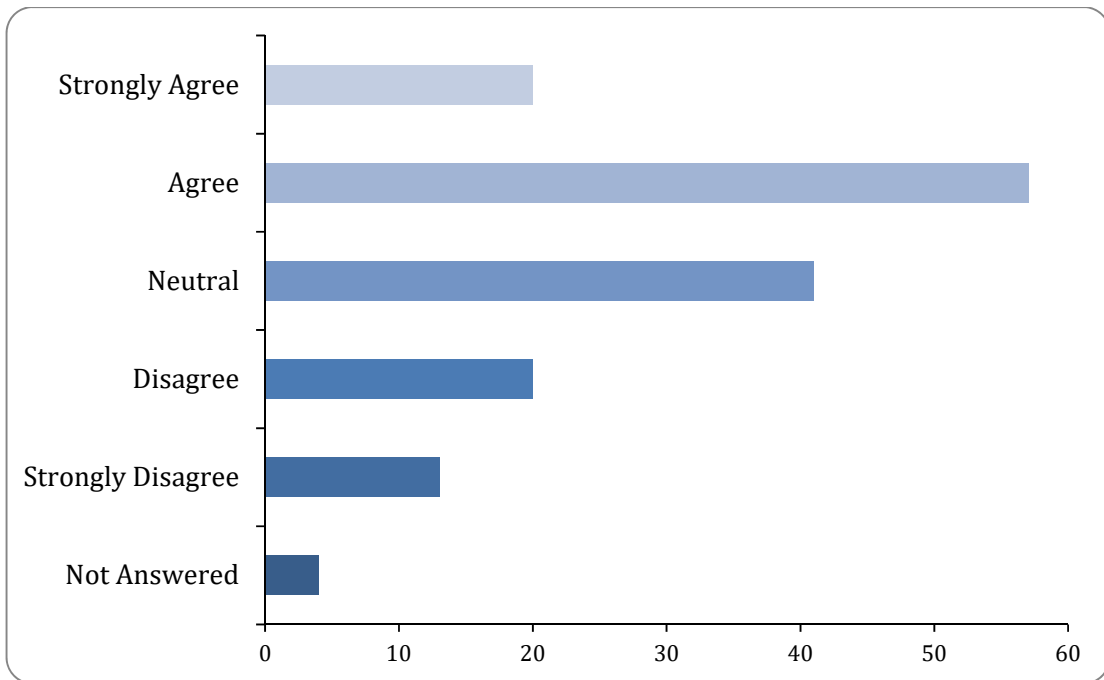
There were 151 responses to this part of the question.



Option	Total	Percent
Strongly Agree	36	23.23%
Agree	42	27.10%
Neutral	34	21.94%
Disagree	19	12.26%
Strongly Disagree	20	12.90%
Not Answered	4	2.58%

Significant Schemes - Refurbishment and new build Community Centres at East Oxford £7.2 million

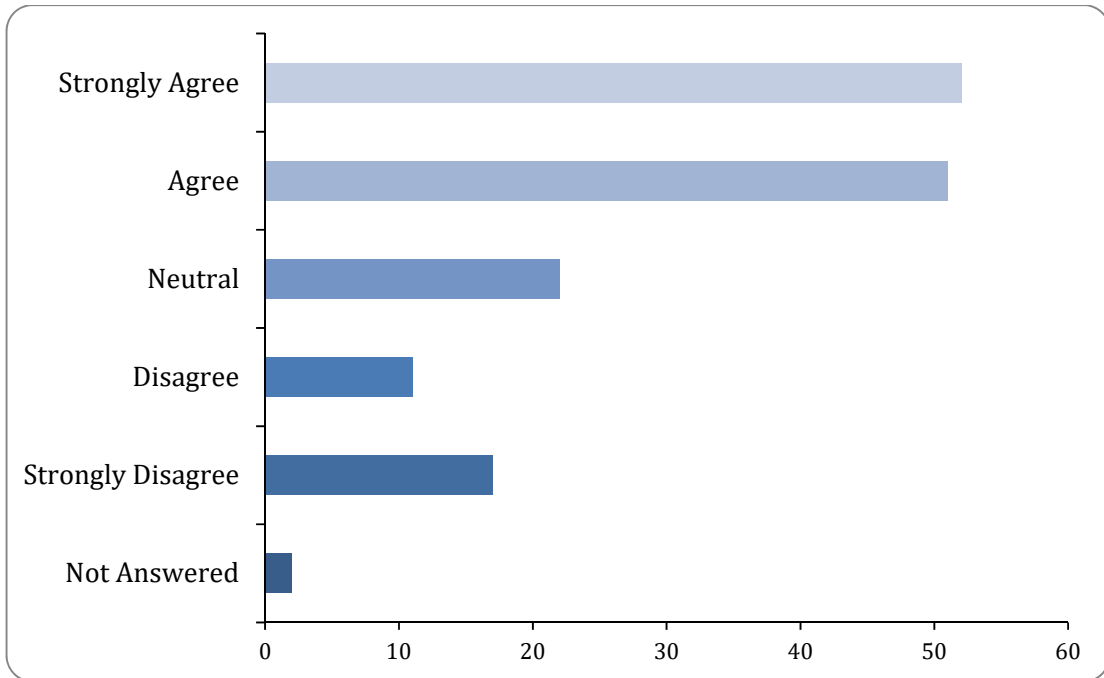
There were 151 responses to this part of the question.



Option	Total	Percent
Strongly Agree	20	12.90%
Agree	57	36.77%
Neutral	41	26.45%
Disagree	20	12.90%
Strongly Disagree	13	8.39%
Not Answered	4	2.58%

Significant Schemes - New social housing- £340 million – which will deliver a return in the future

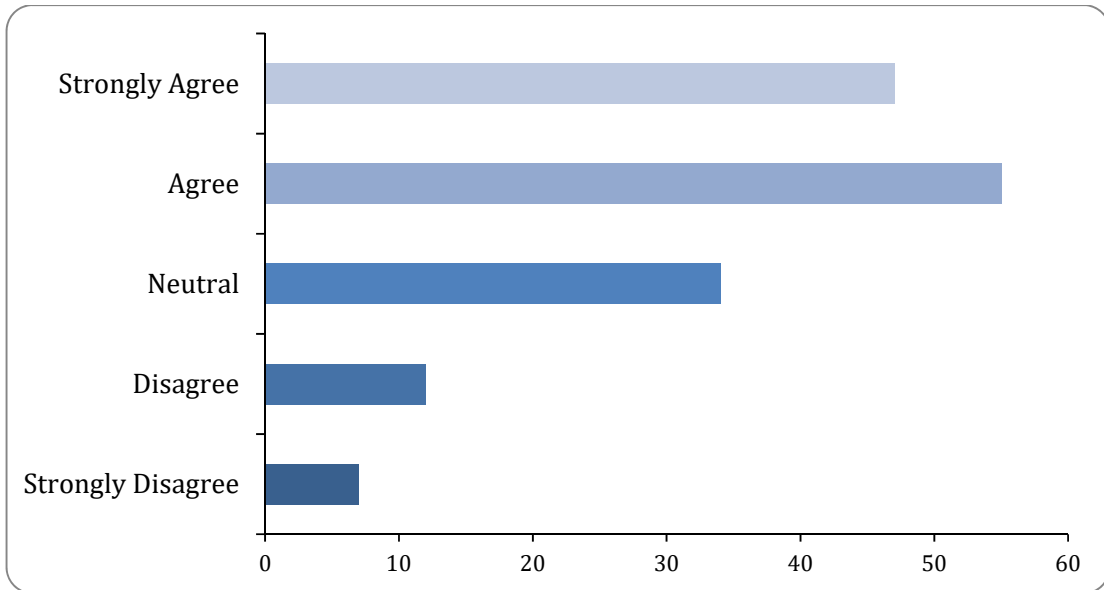
There were 153 responses to this part of the question.



Option	Total	Percent
Strongly Agree	52	33.55%
Agree	51	32.90%
Neutral	22	14.19%
Disagree	11	7.10%
Strongly Disagree	17	10.97%
Not Answered	2	1.29%

Significant Schemes - Council dwelling kitchen/bathrooms, heating, roofing, fire doors and electrical replacement, funded out of tenants' rents £30 million

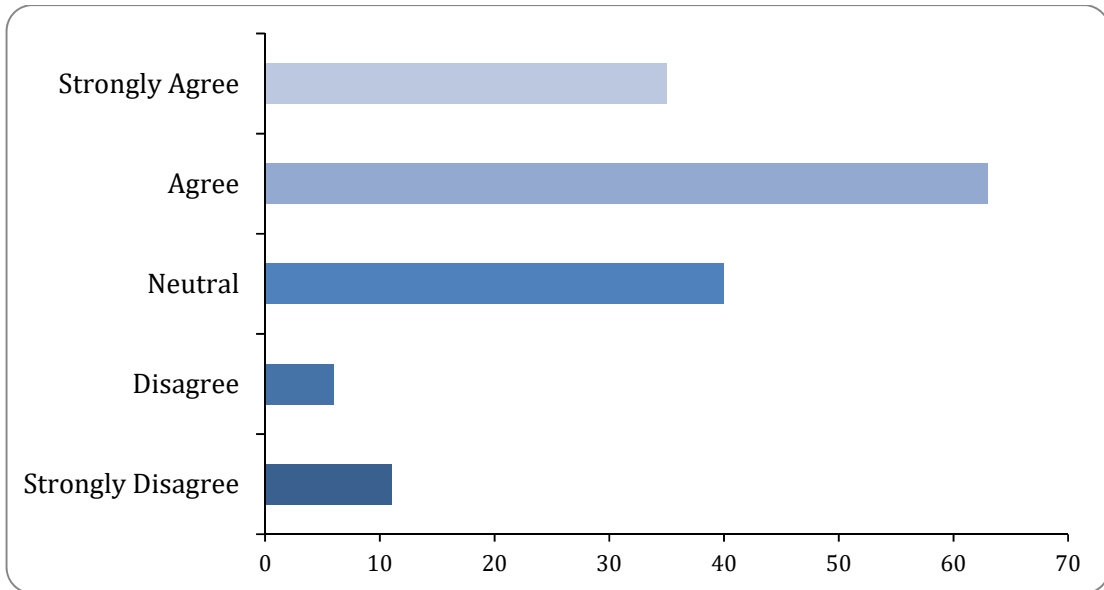
There were 155 responses to this part of the question.



Option	Total	Percent
Strongly Agree	47	30.32%
Agree	55	35.48%
Neutral	34	21.94%
Disagree	12	7.74%
Strongly Disagree	7	4.52%
Not Answered	0	0.00%

Significant Schemes - Environmental improvements to estates, funded out of tenants' rents £10.8 million

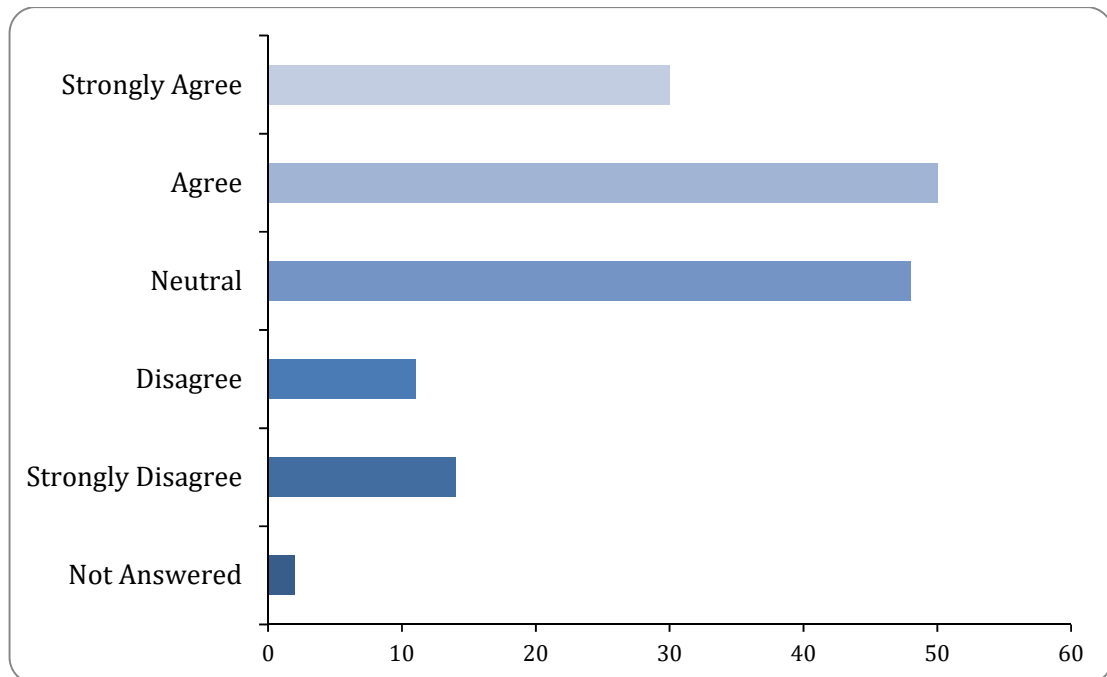
There were 155 responses to this part of the question.



Option	Total	Percent
Strongly Agree	35	22.58%
Agree	63	40.65%
Neutral	40	25.81%
Disagree	6	3.87%
Strongly Disagree	11	7.10%
Not Answered	0	0.00%

Significant Schemes - Blackbird leys Regeneration - for the development of affordable and market housing, community centre, replacement shops and associated infrastructure - £21 million contribution

There were 153 responses to this part of the question.



Option	Total	Percent
Strongly Agree	30	19.35%
Agree	50	32.26%
Neutral	48	30.97%
Disagree	11	7.10%
Strongly Disagree	14	9.03%
Not Answered	2	1.29%

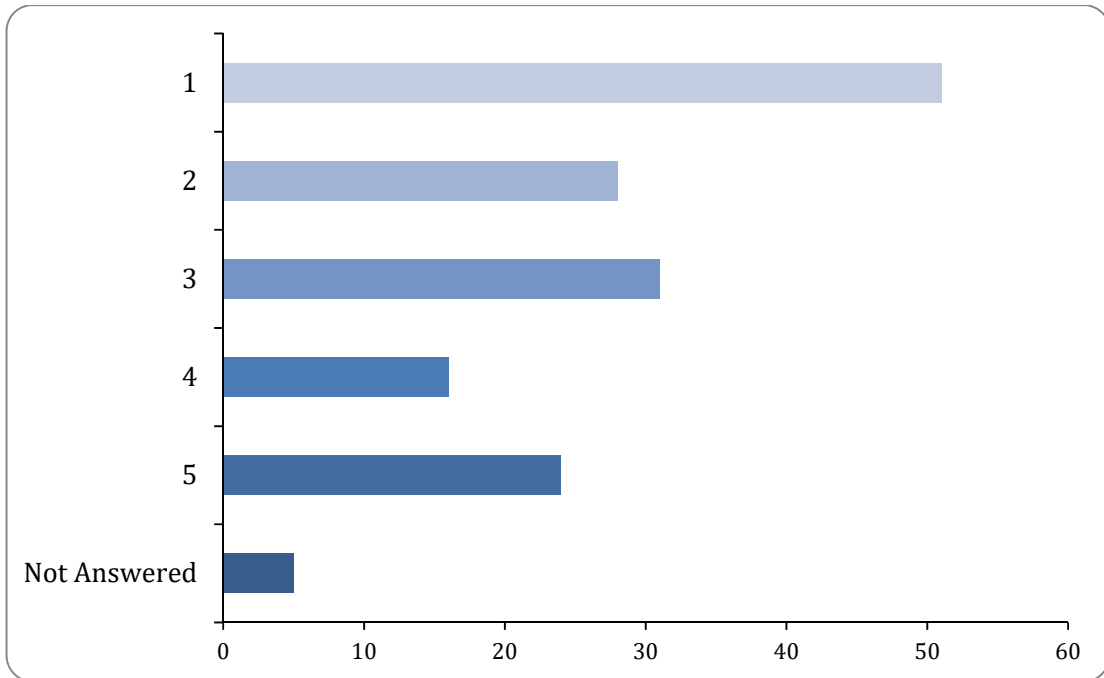
Please enter any additional comments here

There were 27 responses to this part of the question.

7: In what order should the council prioritise the following with 1 being your most important priority and 5 being your least important priority.

Priorities for Council Housing - Building and acquiring new council homes

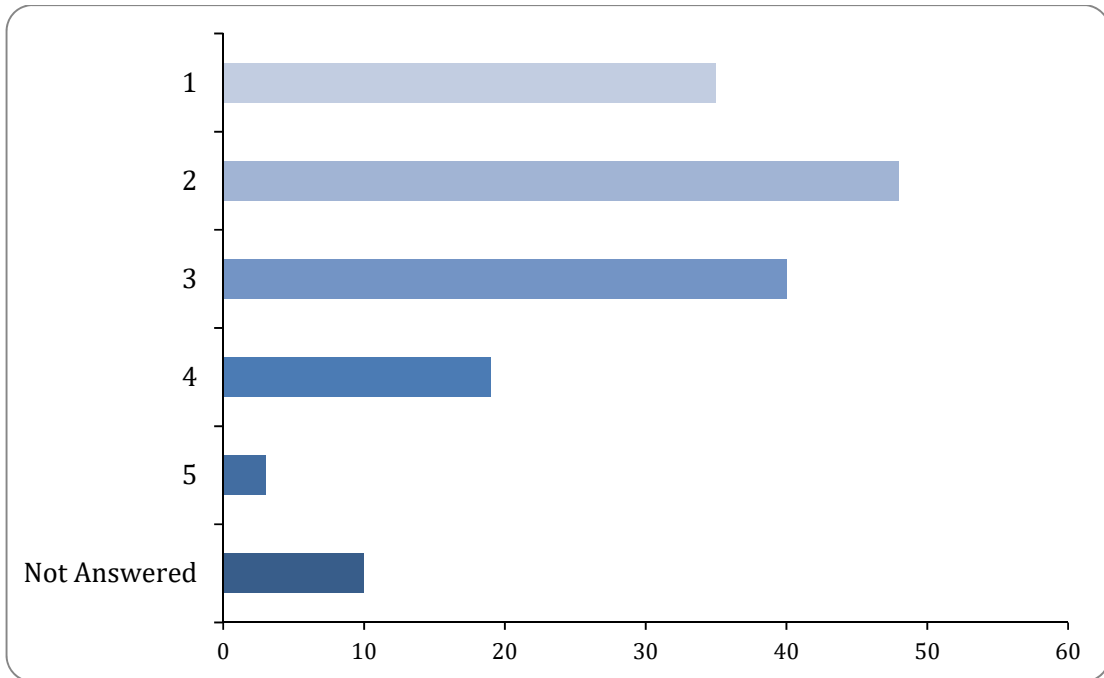
There were 150 responses to this part of the question.



Option	Total	Percent
1	51	32.90%
2	28	18.06%
3	31	20.00%
4	16	10.32%
5	24	15.48%
Not Answered	5	3.23%

Priorities for Council Housing - Maintaining the quality of existing council homes

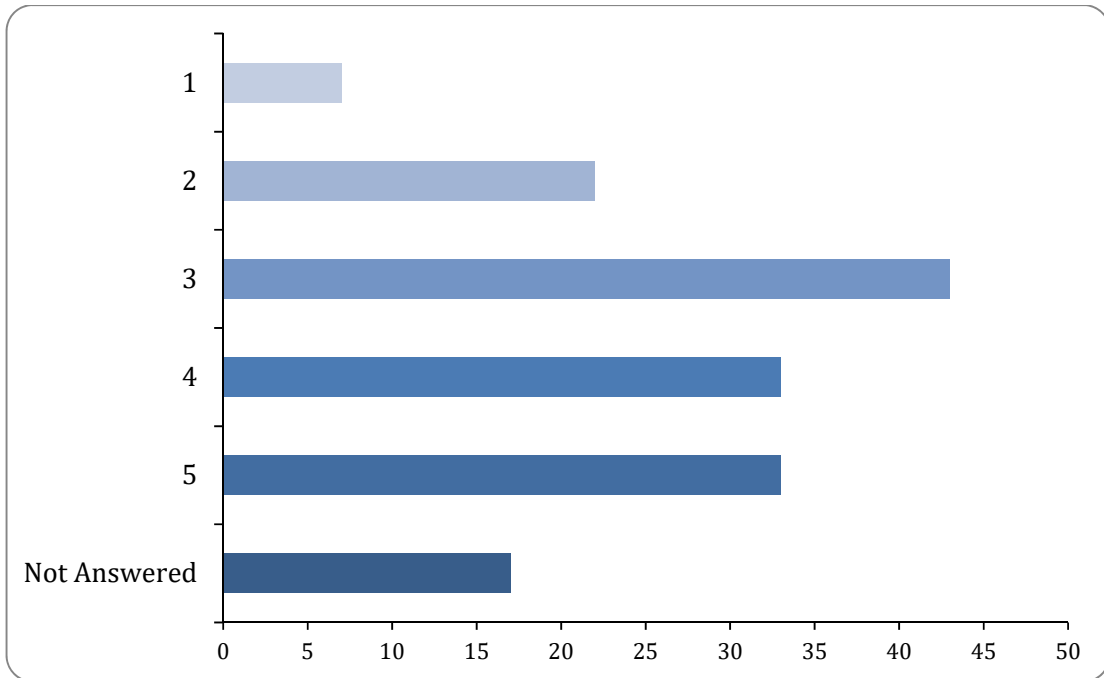
There were 145 responses to this part of the question.



Option	Total	Percent
1	35	22.58%
2	48	30.97%
3	40	25.81%
4	19	12.26%
5	3	1.94%
Not Answered	10	6.45%

Priorities for Council Housing - Investing to improve the look and feel of our council estates

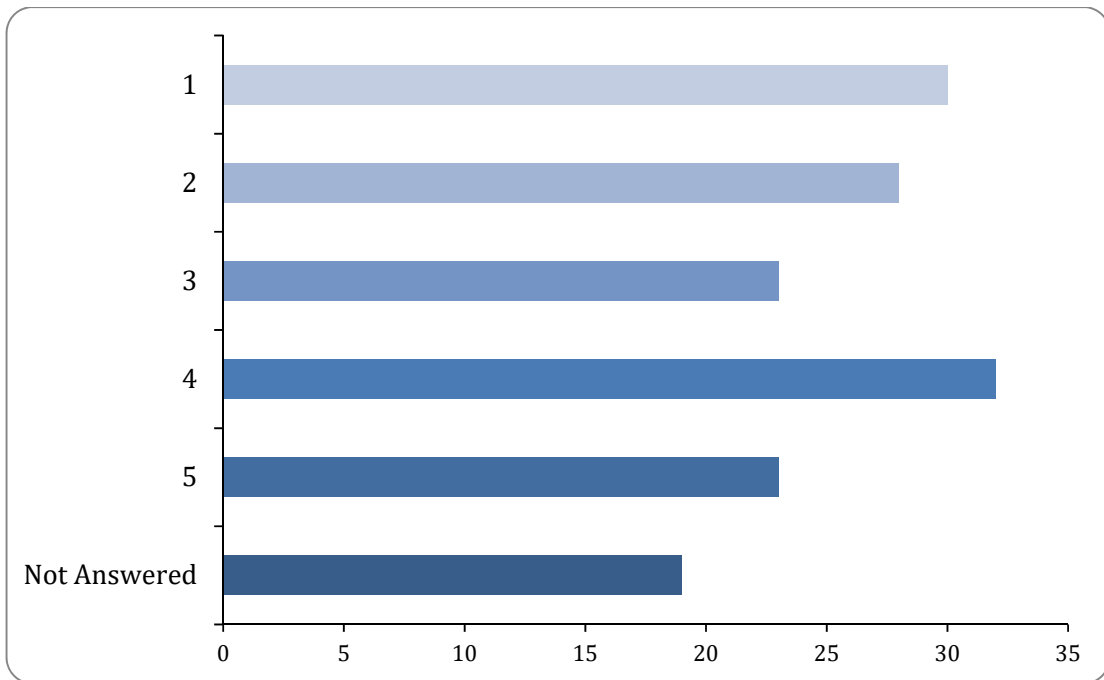
There were 138 responses to this part of the question.



Option	Total	Percent
1	7	4.52%
2	22	14.19%
3	43	27.74%
4	33	21.29%
5	33	21.29%
Not Answered	17	10.97%

Priorities for Council Housing - Improving energy efficiency of existing council homes and progressing to zero carbon

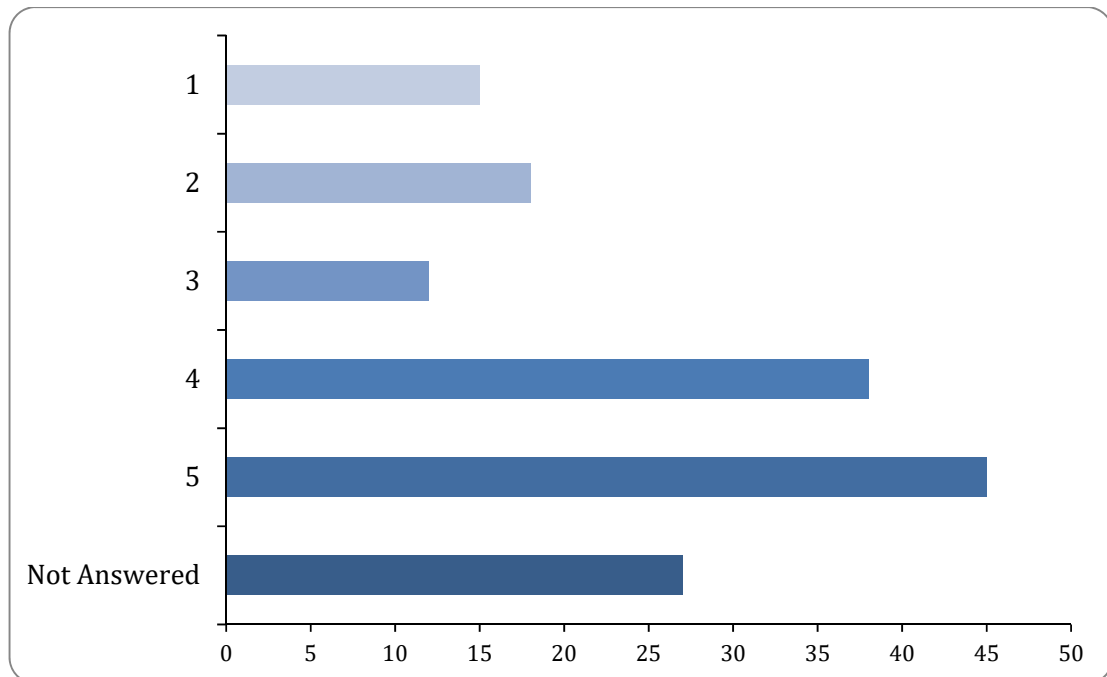
There were 136 responses to this part of the question.



Option	Total	Percent
1	30	19.35%
2	28	18.06%
3	23	14.84%
4	32	20.65%
5	23	14.84%
Not Answered	19	12.26%

Priorities for Council Housing - Targeted estate regeneration e.g Blackbird Leys and Barton

There were 128 responses to this part of the question.



Option	Total	Percent
1	15	9.68%
2	18	11.61%
3	12	7.74%
4	38	24.52%
5	45	29.03%
Not Answered	27	17.42%

Please enter any additional comments here

There were 23 responses to this part of the question.

8: Are there any other comments that you would like to make on Oxford City Council's draft Medium Term Financial Strategy 2024-27 and Consultation Budget 2023 -24?

Other Comments

There were 61 responses to this part of the question.

9: What is your postcode?

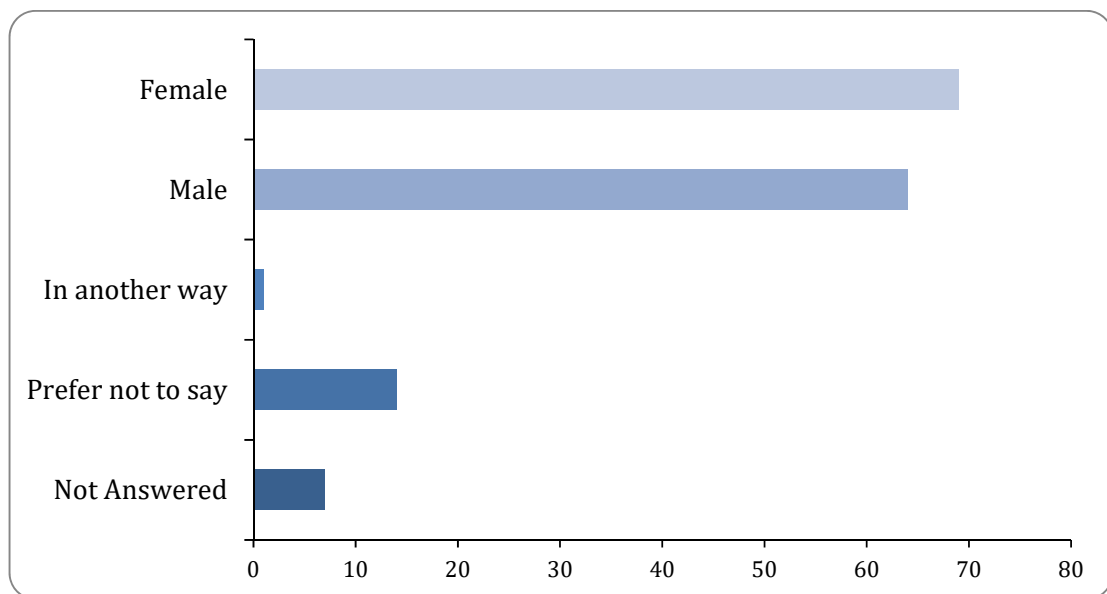
postcode

There were 137 responses to this part of the question.

10: Which of the following best describes how you think of yourself?

Gender

There were 148 responses to this part of the question.

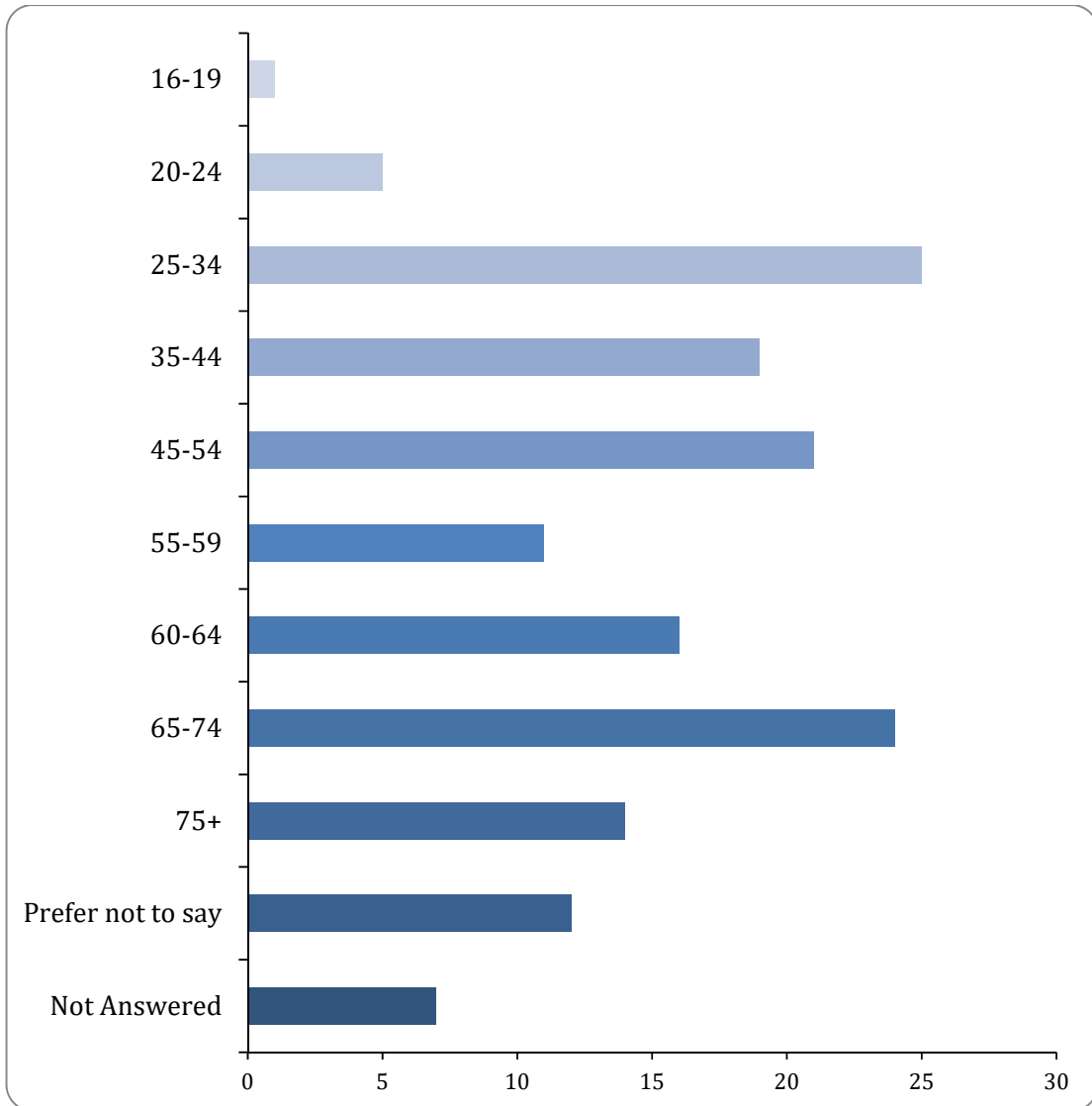


Option	Total	Percent
Female	69	44.52%
Male	64	41.29%
In another way	1	0.65%
Prefer not to say	14	9.03%
Not Answered	7	4.52%

11: Which age bracket do you fall into?

Age

There were 148 responses to this part of the question.

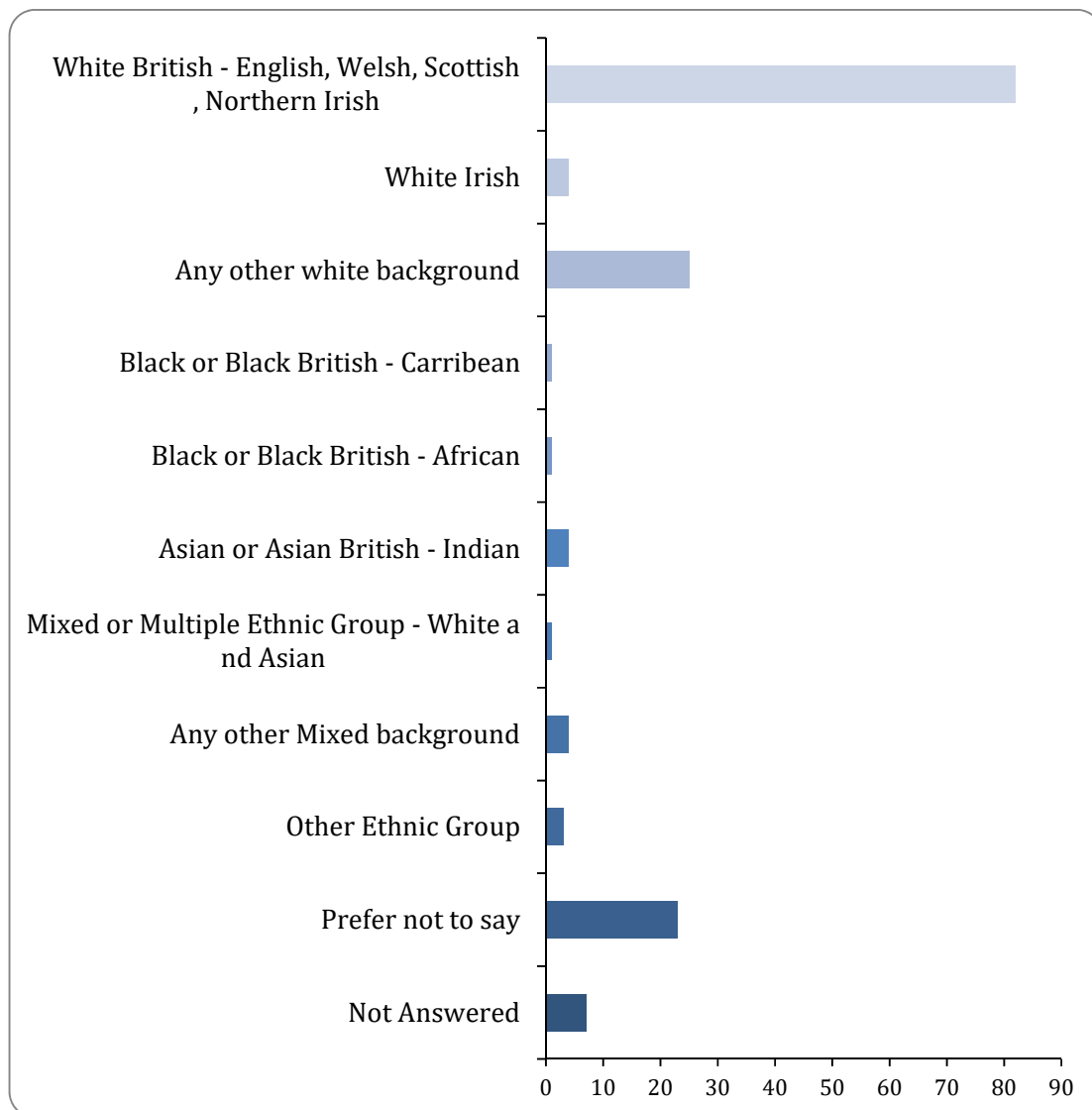


Option	Total	Percent
16-19	1	0.65%
20-24	5	3.23%
25-34	25	16.13%
35-44	19	12.26%
45-54	21	13.55%
55-59	11	7.10%
60-64	16	10.32%
65-74	24	15.48%
75+	14	9.03%
Prefer not to say	12	7.74%
Not Answered	7	4.52%

12: Which of the following best describes your ethnic group?

Ethnicity

There were 148 responses to this part of the question.



Option	Total	Percent
White British - English, Welsh, Scottish, Northern Irish	82	52.90%
White Irish	4	2.58%

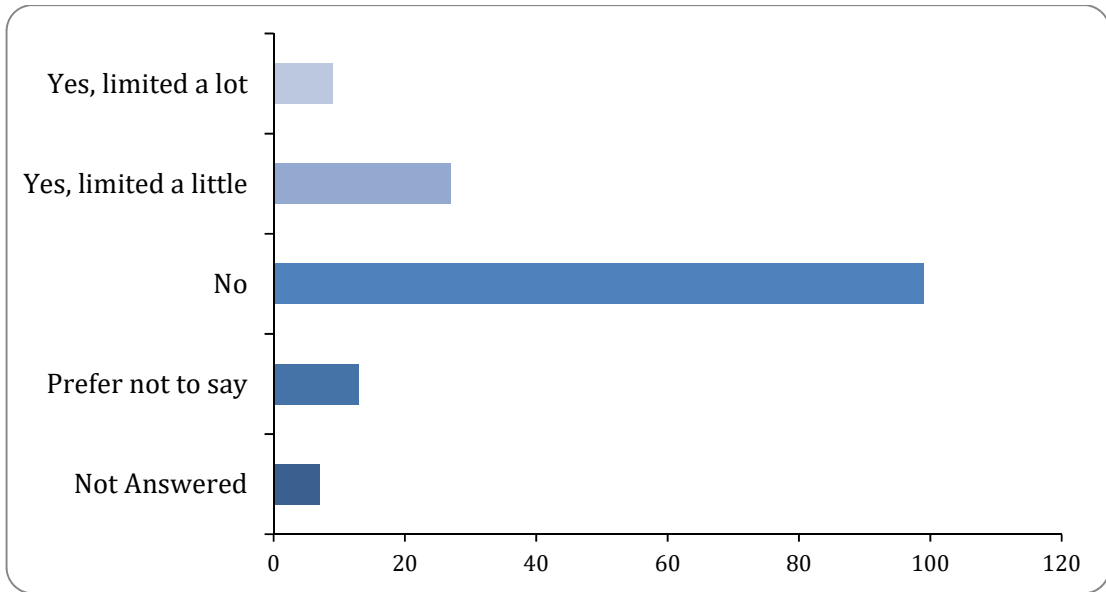
White Gypsy or Irish Traveller	0	0.00%
Any other white background	25	16.13%
Black or Black British - Carribean	1	0.65%
Black or Black British - African	1	0.65%
Any other black background	0	0.00%
Asian or Asian British - Indian	4	2.58%
Asian or Asian British - Pakistani	0	0.00%
Asian or Asian British - Bangladeshi	0	0.00%
Any other Asian background	0	0.00%
Mixed or Multiple Ethnic Group - White and Black Caribbean	0	0.00%
Mixed or Multiple Ethnic Group - White and Black African	0	0.00%
Mixed or Multiple Ethnic Group - White and Asian	1	0.65%
Any other Mixed background	4	2.58%
Arab	0	0.00%
Chinese	0	0.00%
Other Ethnic Group	3	1.94%
Prefer not to say	23	14.84%
Not Answered	7	4.52%

13: Are your day to day activities limited because of a health problem or disability which has lasted, or is expected to last, at least 12 months?

Disability

There were 148 responses to this part of the question.

Oxford City Council



Option	Total	Percent
Yes, limited a lot	9	5.81%
Yes, limited a little	27	17.42%
No	99	63.87%
Prefer not to say	13	8.39%
Not Answered	7	4.52%

This page is intentionally left blank