

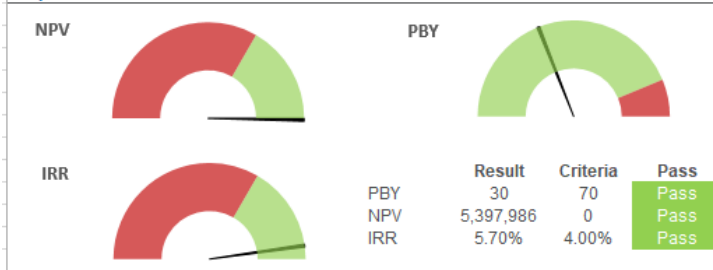
APPENDIX 3

Between Towns Road Above Dashboard – Mar'22

Development Scheme Appraisal | OCHL

Between Towns Road
Dashboard

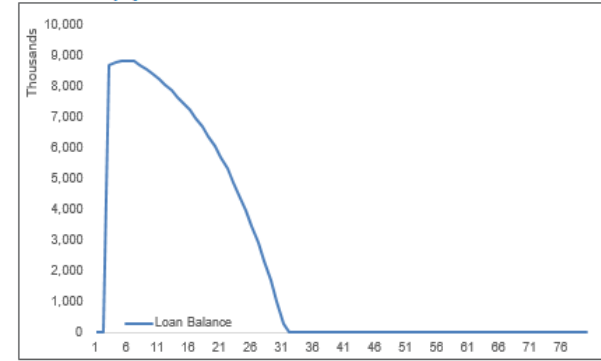
Outputs



Capital Income and Costs

	£	%	£/m2
S106	0	0.00%	0.00
Land	0	0.00%	0.00
Build	12,003,500	98.52%	4,793.73
Oncosts	180,000	1.48%	71.88
Cap Int	378	0.00%	0.15
TSC	12,183,878	100.00%	4,865.77
Initial Sales	1,678,749	13.78%	
SHG	1,460,000	11.98%	
RCGF/DPF	0	0.00%	
Other Grant	320,000	2.63%	
Net Scheme Costs	8,725,129	71.61%	
OMV	10,547,748	82.72%	

Scheme Repayment



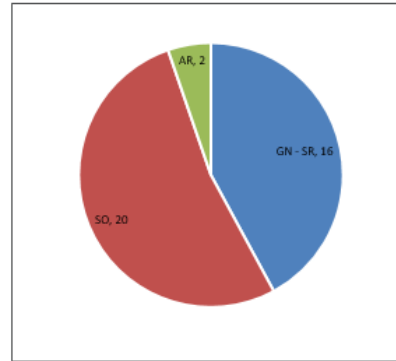
Scheme Details

Scheme Name	Between Towns Road
Scheme Type	Committed
Officer Name	David Watt
LHA Area	Oxford
Total Floor Space	2,504
Total Persons	123
No. Units	38

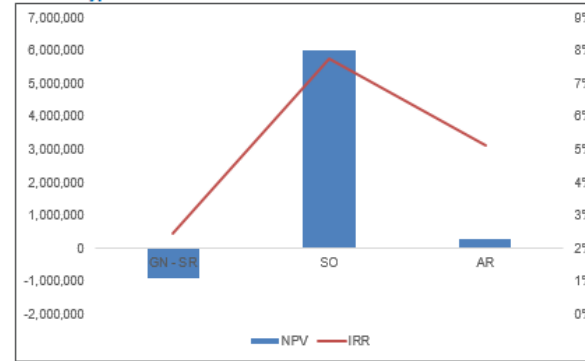
Key Dates

Key Date	Date
Cashflow Start	01-Apr-21
Purchase	01-Dec-22
Start on Site	01-Dec-22
First Handover	01-Dec-22
First Sale	01-Dec-22
Completion	01-Dec-22
Last Handover	01-Dec-22
Last Sale	01-Dec-22

Unit Mix



Tenure Types



Key

NPV	Net Present Value
IRR	Internal Rate of Return
PBY	Pay Back Year
TSC	Total Scheme Costs
SHG	Social Housing Grant
RCGF	Recycled Grant Fund
DPF	Disposal Proceeds Fund
OMV	Open Market Value