



Budget Consultation 2022-23: Interim report

This report was created on Thursday 20 January 2022 at 13:36 and includes **72** responses.

The activity had not yet closed when this report was generated. As such, this report may not accurately reflect the final distribution of responses, and should be treated as interim only.

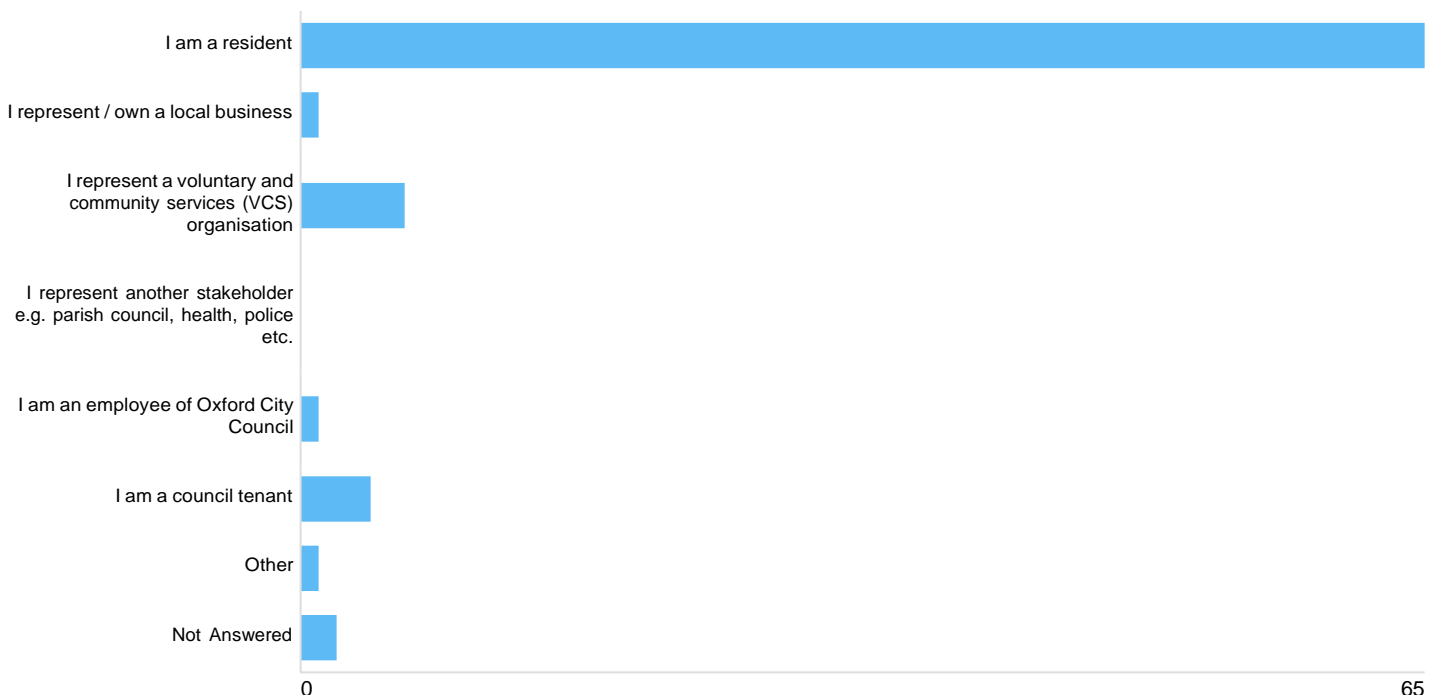
Contents

Question 1: In which role(s) are you responding to this survey. Please tick all that apply.	2
Role	2
If Other, please provide details	3
Question 2: To what extent do you agree or disagree with these approaches? The following are actions that we have undertaken to balance the budget.	3
Approaches - Using our wholly owned company, Oxford Direct Services Ltd to generate more income from external trading	3
Approaches - Using our wholly owned company Oxford City Housing Ltd to develop social and market housing and deliver 3 financial returns back to the council	3
Approaches - Increase council tax by the maximum level permitted (1.99% per year) to safeguard services	4
Approaches - Increasing some fees and charges by around 3%	4
Approaches - Generate income by undertaking work for other public authorities	5
Approaches - Reducing office space and continuing with remote working for admin staff	5
Approaches - Going cashless- extending our plans to implement card only payment for car parks	6
Approaches - Continue to base council tax support, to those eligible, on 100% of the council tax charge. Most authorities now require claimants to pay some element of the charge	6
Approaches - Use balances and reserves as a one off support for services	7
Question 3: To what extent would you agree or disagree with these approaches? The following are actions we have not taken to balance the budget	7
Actions not taken to balance budget - Maintain all services but offer less	7
Actions not taken to balance budget - Stop delivery of less important services	8
Actions not taken to balance budget - Freeze Council Tax this year and make cuts in frontline services	8
Question 4: We have tried hard not to implement service reductions although the financial outlook for the Council remains challenging. Are there any other proposals that you believe we should be doing to increase income, save money or increase value for money from council spend?	9
Other Proposals	9
Question 5: To what extent do you agree or disagree with this proposal?	9
Use of NCIL	9
Question 6: On a scale of 1-5 where 1 is of high priority and 5 is of low priority, how would you score the priority of the following services:	9
Ranking of Priorities - Provision of affordable housing	9
Ranking of Priorities - Tackling Climate Change	10
Ranking of Priorities - Preventing homelessness	10
Ranking of Priorities - Providing and supporting community centres	11
Ranking of Priorities - Encouraging our customers to self-serve, enabling access to more of our services electronically on line	11
Ranking of Priorities - Introducing a license for privately rented housing to help dealing with poor property conditions	12
Ranking of Priorities - Strengthening our local economy	12
Ranking of Priorities - Enhancing our city centre	13
Ranking of Priorities - Keeping our city centre clean and tidy	13
Ranking of Priorities - Maintaining and improving recycling	14
Ranking of Priorities - Maintaining parks and open spaces	14
Ranking of Priorities - Providing leisure centres and keeping them affordable	15
Ranking of Priorities - Providing services for young people	15
Ranking of Priorities - Helping with council tax for those on low income	16
Ranking of Priorities - Supporting community safety	16
Ranking of Priorities - Providing grants to voluntary and community groups	17
Please enter any additional comments here	17
Question 7: The Council's capital investment programme over the next four years totals £314 million. Some of the more significant schemes are detailed below. To what extent do you agree or disagree with these schemes?	17
Significant Schemes - Investment in property for regeneration of the city £20 million	17

Significant Schemes - Redevelopment of existing properties within portfolio (Cave Street; George Street) £10 million	18
Significant Schemes - Covered market refurbishment £1.6 million	18
Significant Schemes - Information and communication technology to support services provision - £1.8 million	19
Significant Schemes - Investment in Osney Mead Infrastructure £5.8 million contribution	19
Significant Schemes - Refurbishment and new build Community Centres at East Oxford and Bullingdon £6.3 million	20
Significant Schemes - New social housing- £307 million	20
Significant Schemes - Council dwelling kitchen/bathrooms, heating, roofing, fire doors and electrical replacement, funded out of tenants' rents £26 million	21
Significant Schemes - Environmental improvements to estates, funded out of tenants' rents £4.5 million	21
Significant Schemes - Blackbird Leys Regeneration - for the development of affordable and market housing, community centre, replacement shops and associated infrastructure - £21 million contribution	22
Please enter any additional comments here	22
Question 8: In what order should the council prioritise the following with 1 being your most important priority and 5 being your least important priority.	22
Priorities for Council Housing - Building and acquiring new council homes	22
Priorities for Council Housing - Maintaining the quality of existing council homes	23
Priorities for Council Housing - Investing to improve the look and feel of our council estates	23
Priorities for Council Housing - Improving energy efficiency of existing council homes	24
Priorities for Council Housing - Targeted estate regeneration e.g Blackbird Leys and Barton	24
Please enter any additional comments here	24
Question 9: Are there any other comments that you would like to make on Oxford City Council's draft Medium Term Financial Strategy 2023-26 and Consultation Budget 2022 -23?	25
Other Comments	25
Question 10: What is your postcode?	25
postcode	25
Question 11: Which of the following best describes how you think of yourself?	25
Gender	25
Question 12: Which age bracket do you fall into?	25
Age	25
Question 13: Which of the following best describes your ethnic group?	26
Ethnicity	26
Question 14: Are your day to day activities limited because of a health problem or disability which has lasted, or is expected to last, at least 12 months?	27
Disability	27

Question 1: In which role(s) are you responding to this survey. Please tick all that apply.

Role



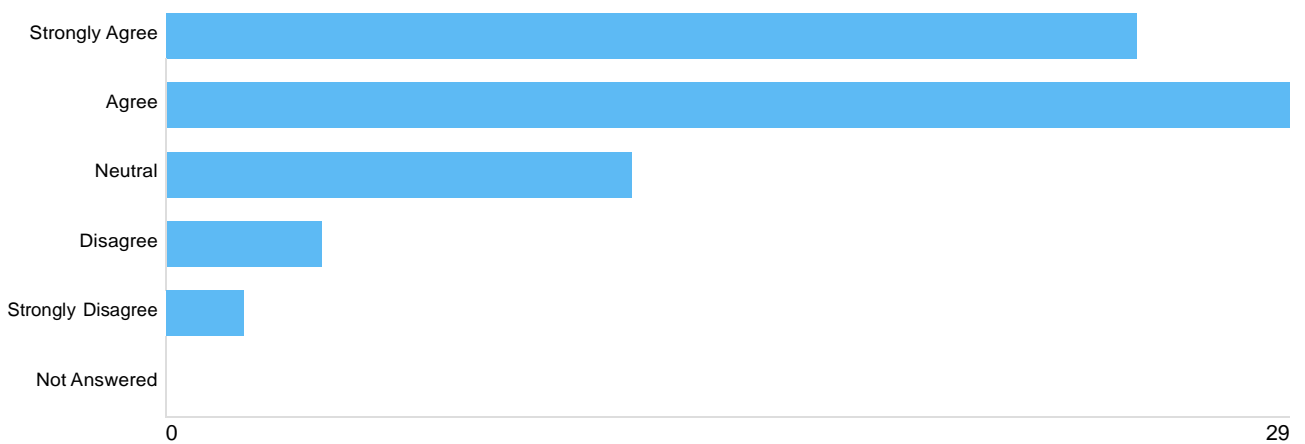
Option	Total	Percent
I am a resident	65	90.28%
I represent / own a local business	1	1.39%
I represent a voluntary and community services (VCS) organisation	6	8.33%
I represent another stakeholder e.g. parish council, health, police etc.	0	0.00%
I am an employee of Oxford City Council	1	1.39%
I am a council tenant	4	5.56%
Other	1	1.39%
Not Answered	2	2.78%

If Other, please provide details

There were 2 responses to this part of the question.

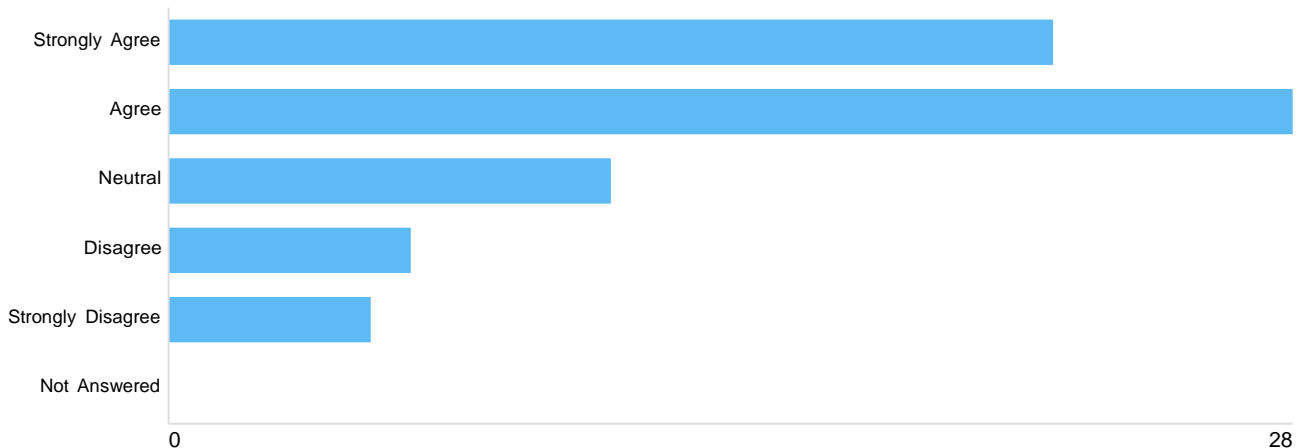
Question 2: To what extent do you agree or disagree with these approaches? The following are actions that we have undertaken to balance the budget.

Approaches - Using our wholly owned company, Oxford Direct Services Ltd to generate more income from external trading



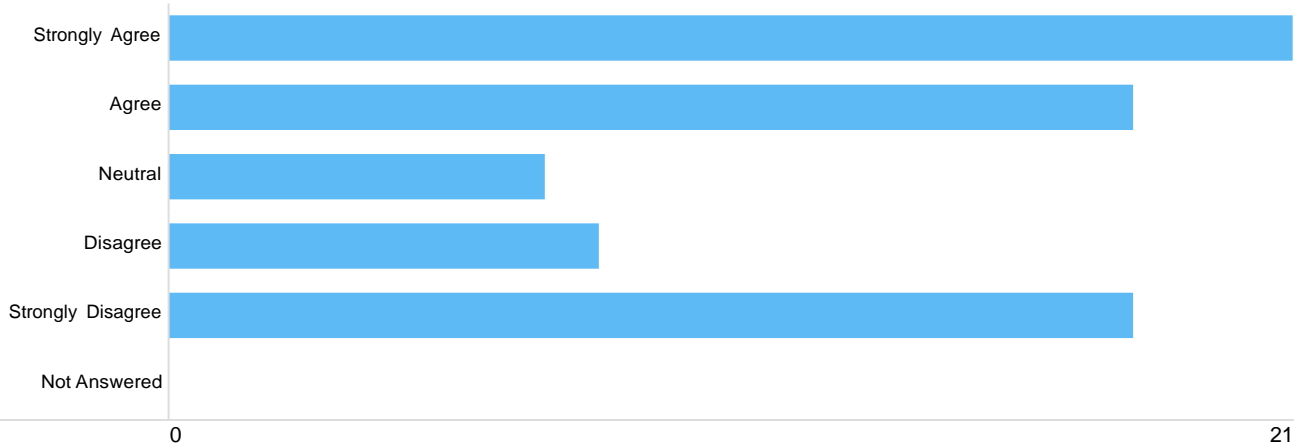
Option	Total	Percent
Strongly Agree	25	34.72%
Agree	29	40.28%
Neutral	12	16.67%
Disagree	4	5.56%
Strongly Disagree	2	2.78%
Not Answered	0	0.00%

Approaches - Using our wholly owned company Oxford City Housing Ltd to develop social and market housing and deliver financial returns back to the council



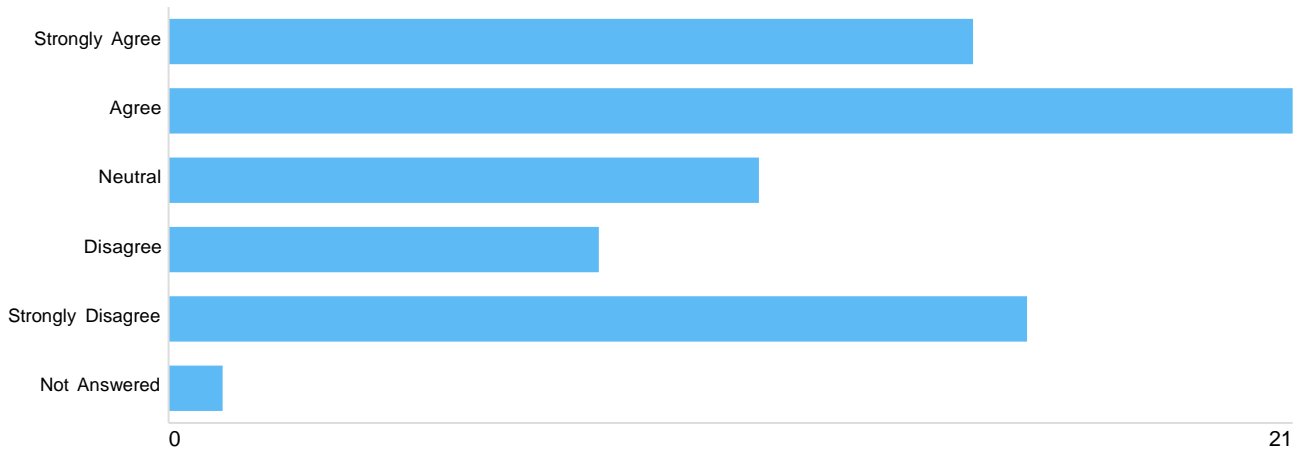
Option	Total	Percent
Strongly Agree	22	30.56%
Agree	28	38.89%
Neutral	11	15.28%
Disagree	6	8.33%
Strongly Disagree	5	6.94%
Not Answered	0	0.00%

Approaches - Increase council tax by the maximum level permitted (1.99% per year) to safeguard services



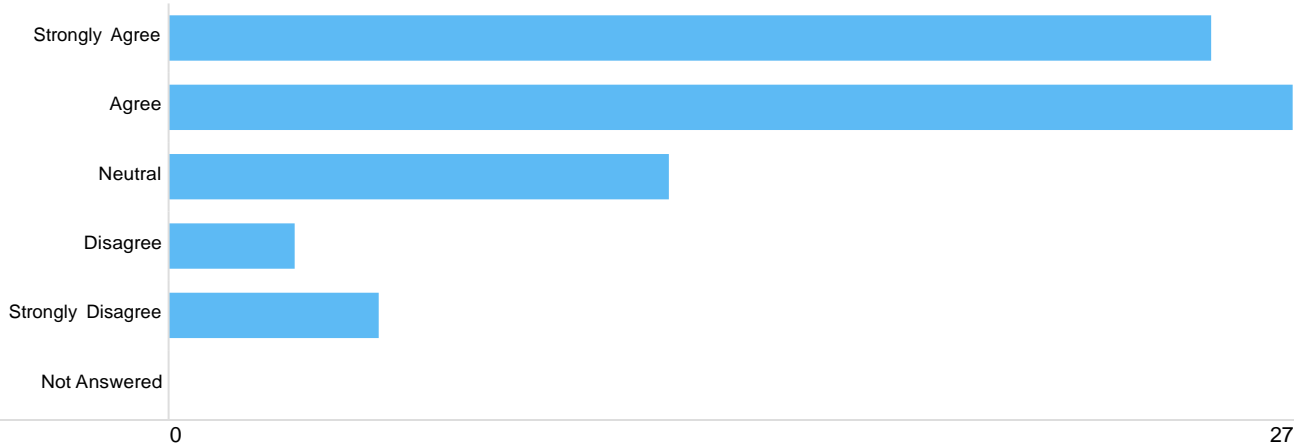
Option	Total	Percent
Strongly Agree	21	29.17%
Agree	18	25.00%
Neutral	7	9.72%
Disagree	8	11.11%
Strongly Disagree	18	25.00%
Not Answered	0	0.00%

Approaches - Increasing some fees and charges by around 3%



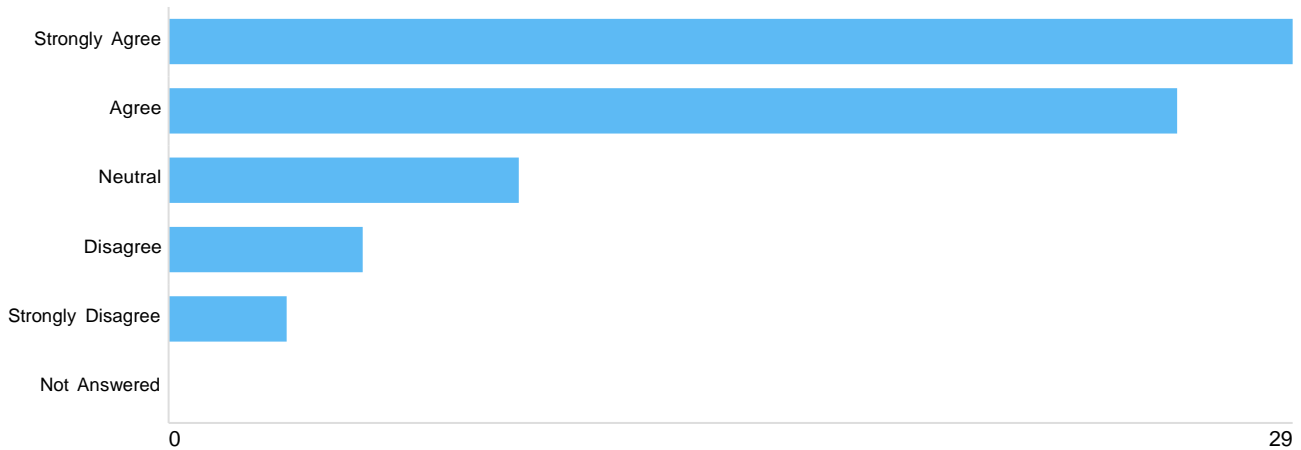
Option	Total	Percent
Strongly Agree	15	20.83%
Agree	21	29.17%
Neutral	11	15.28%
Disagree	8	11.11%
Strongly Disagree	16	22.22%
Not Answered	1	1.39%

Approaches - Generate income by undertaking work for other public authorities



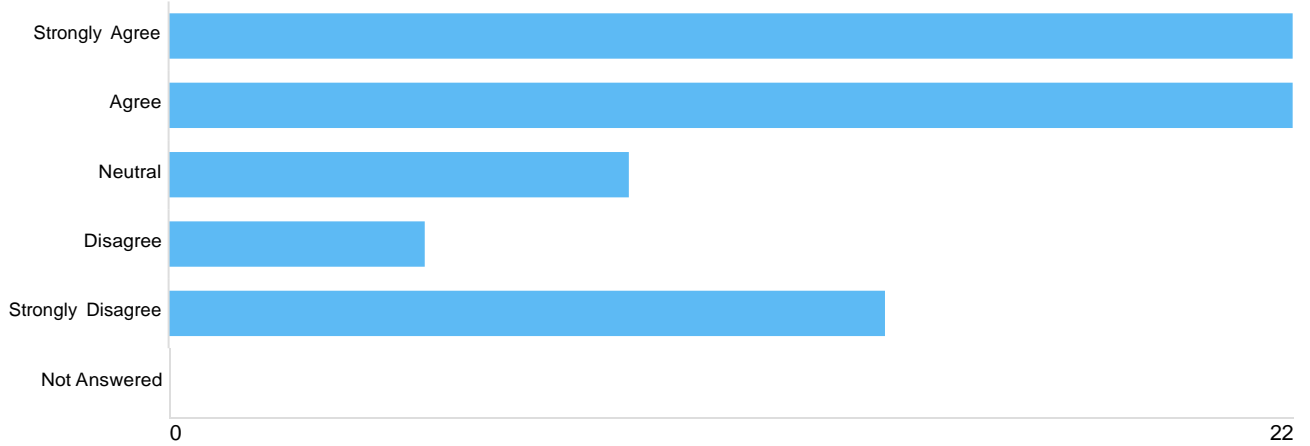
Option	Total	Percent
Strongly Agree	25	34.72%
Agree	27	37.50%
Neutral	12	16.67%
Disagree	3	4.17%
Strongly Disagree	5	6.94%
Not Answered	0	0.00%

Approaches - Reducing office space and continuing with remote working for admin staff



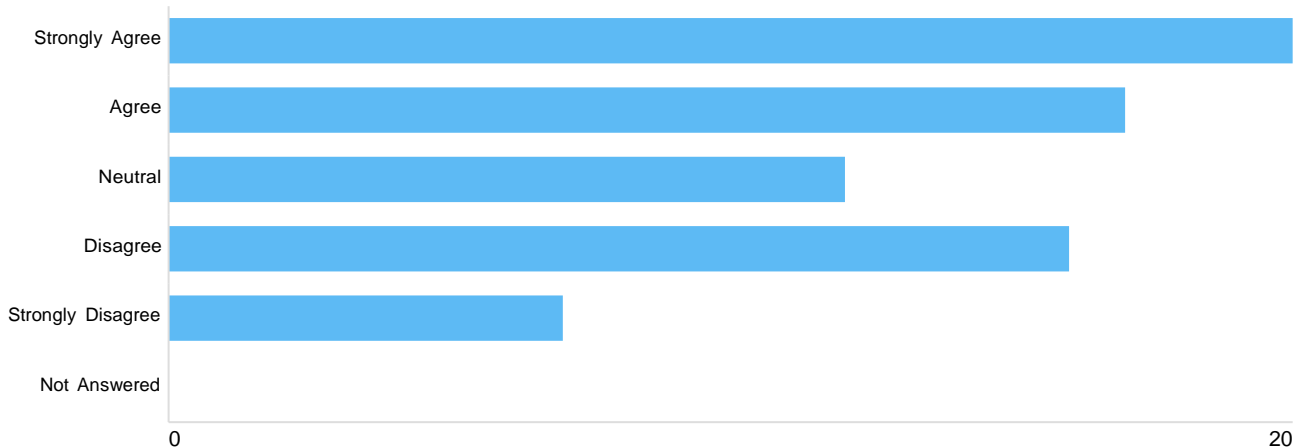
Option	Total	Percent
Strongly Agree	29	40.28%
Agree	26	36.11%
Neutral	9	12.50%
Disagree	5	6.94%
Strongly Disagree	3	4.17%
Not Answered	0	0.00%

Approaches - Going cashless- extending our plans to implement card only payment for car parks



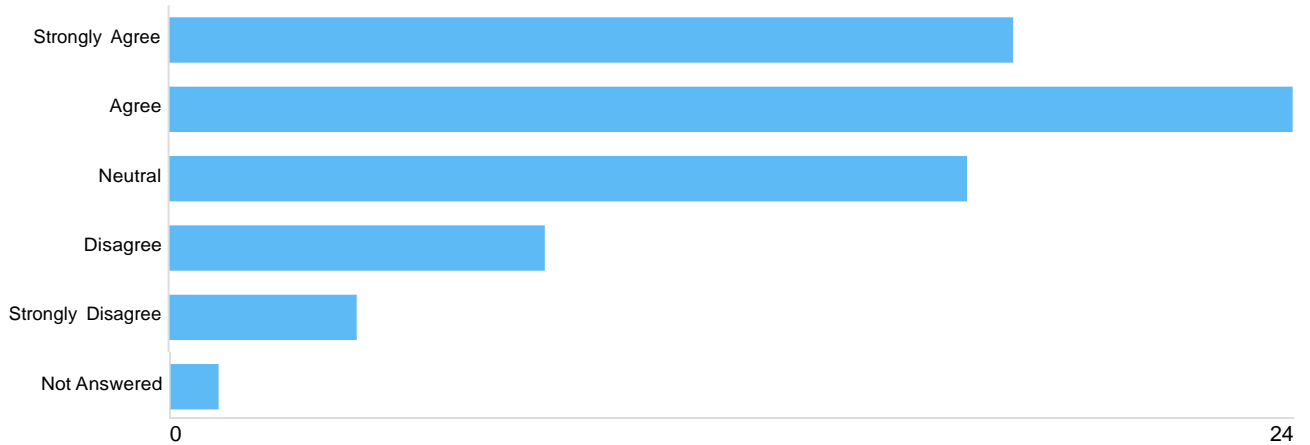
Option	Total	Percent
Strongly Agree	22	30.56%
Agree	22	30.56%
Neutral	9	12.50%
Disagree	5	6.94%
Strongly Disagree	14	19.44%
Not Answered	0	0.00%

Approaches - Continue to base council tax support, to those eligible, on 100% of the council tax charge. Most authorities now require claimants to pay some element of the charge



Option	Total	Percent
Strongly Agree	20	27.78%
Agree	17	23.61%
Neutral	12	16.67%
Disagree	16	22.22%
Strongly Disagree	7	9.72%
Not Answered	0	0.00%

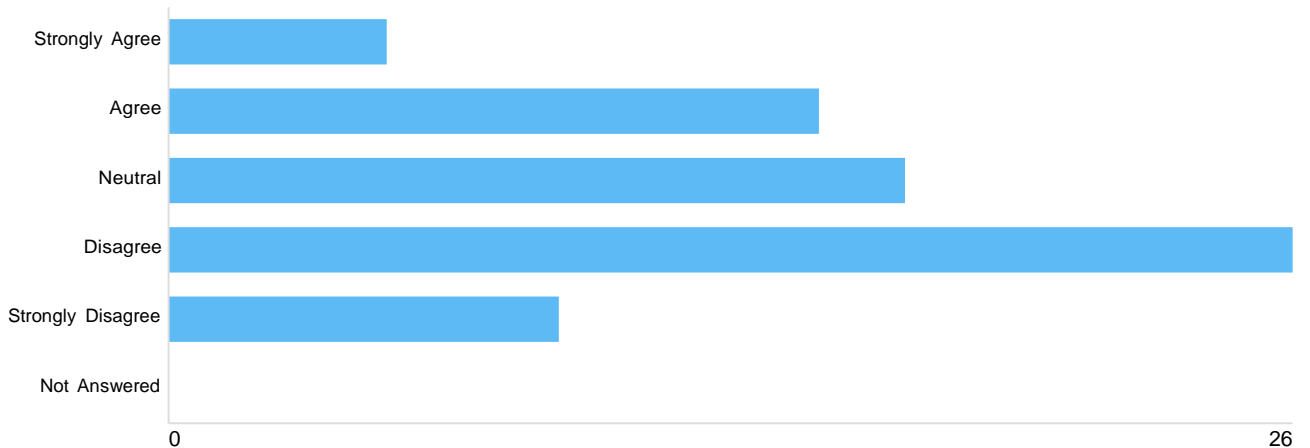
Approaches - Use balances and reserves as a one off support for services



Option	Total	Percent
Strongly Agree	18	25.00%
Agree	24	33.33%
Neutral	17	23.61%
Disagree	8	11.11%
Strongly Disagree	4	5.56%
Not Answered	1	1.39%

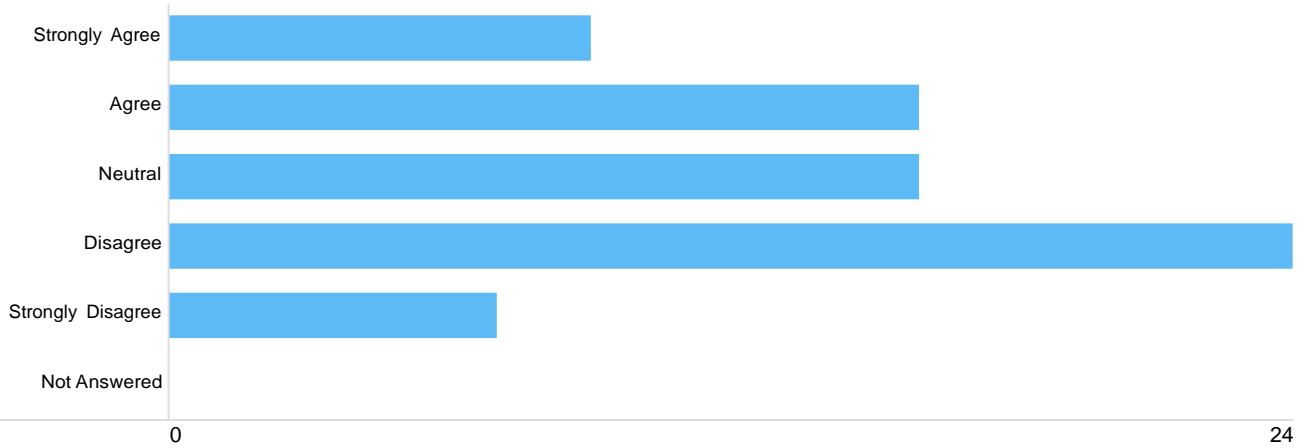
Question 3: To what extent would you agree or disagree with these approaches? The following are actions we have not taken to balance the budget

Actions not taken to balance budget - Maintain all services but offer less



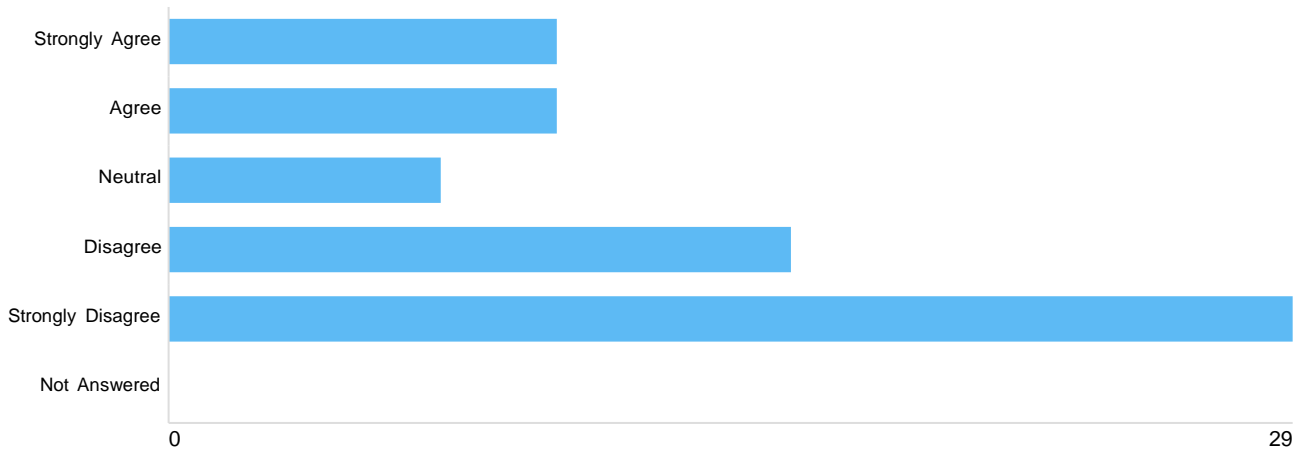
Option	Total	Percent
Strongly Agree	5	6.94%
Agree	15	20.83%
Neutral	17	23.61%
Disagree	26	36.11%
Strongly Disagree	9	12.50%
Not Answered	0	0.00%

Actions not taken to balance budget - Stop delivery of less important services



Option	Total	Percent
Strongly Agree	9	12.50%
Agree	16	22.22%
Neutral	16	22.22%
Disagree	24	33.33%
Strongly Disagree	7	9.72%
Not Answered	0	0.00%

Actions not taken to balance budget - Freeze Council Tax this year and make cuts in frontline services



Option	Total	Percent
Strongly Agree	10	13.89%
Agree	10	13.89%
Neutral	7	9.72%
Disagree	16	22.22%
Strongly Disagree	29	40.28%
Not Answered	0	0.00%

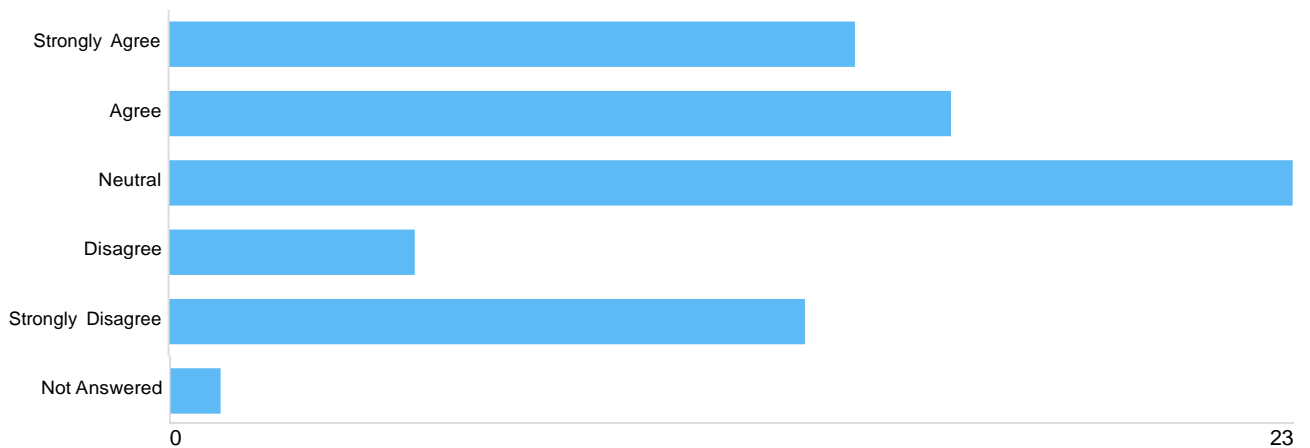
Question 4: We have tried hard not to implement service reductions although the financial outlook for the Council remains challenging. Are there any other proposals that you believe we should be doing to increase income, save money or increase value for money from council spend?

Other Proposals

There were **40** responses to this part of the question.

Question 5: To what extent do you agree or disagree with this proposal?

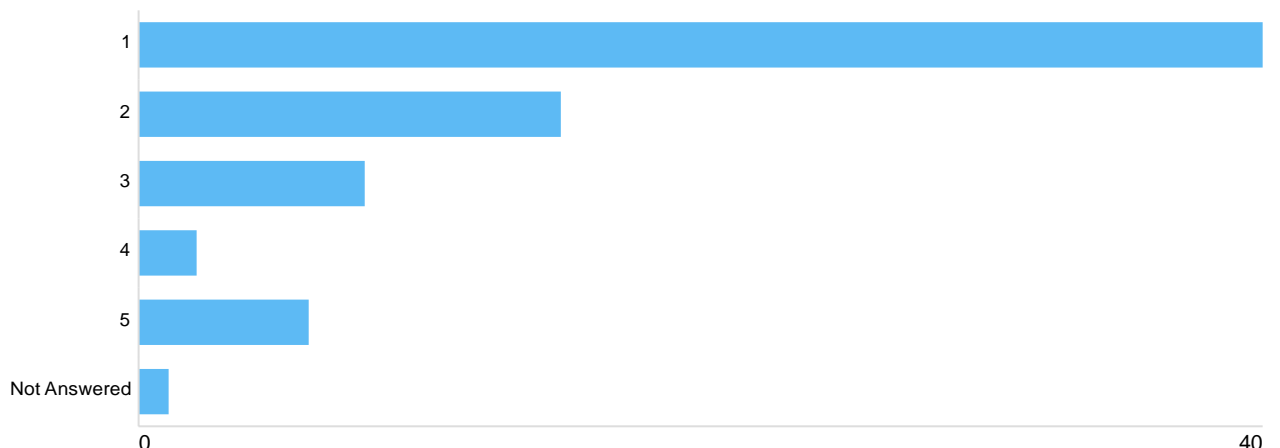
Use of NCIL



Option	Total	Percent
Strongly Agree	14	19.44%
Agree	16	22.22%
Neutral	23	31.94%
Disagree	5	6.94%
Strongly Disagree	13	18.06%
Not Answered	1	1.39%

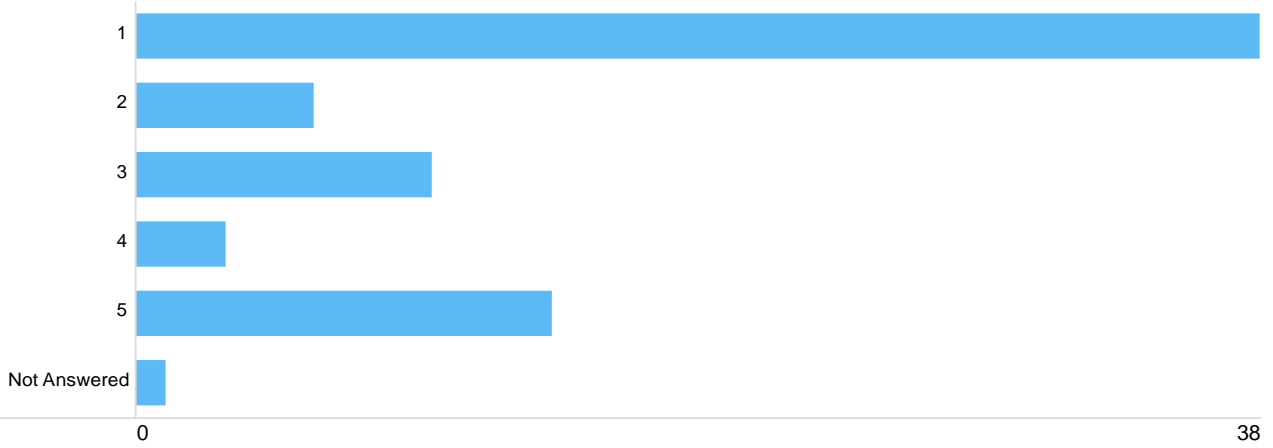
Question 6: On a scale of 1-5 where 1 is of high priority and 5 is of low priority, how would you score the priority of the following services:

Ranking of Priorities - Provision of affordable housing



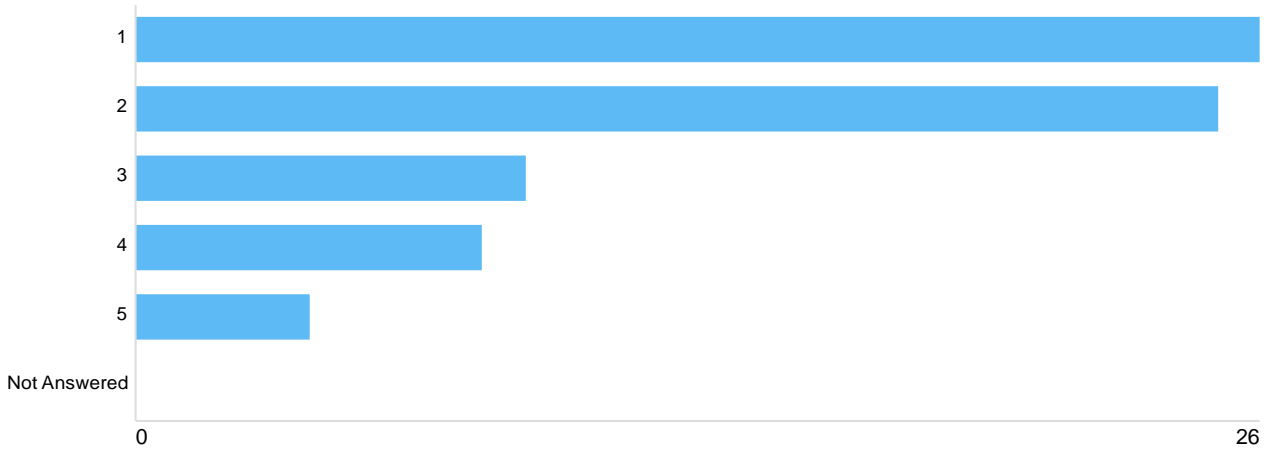
Option	Total	Percent
1	40	55.56%
2	15	20.83%
3	8	11.11%
4	2	2.78%
5	6	8.33%
Not Answered	1	1.39%

Ranking of Priorities - Tackling Climate Change



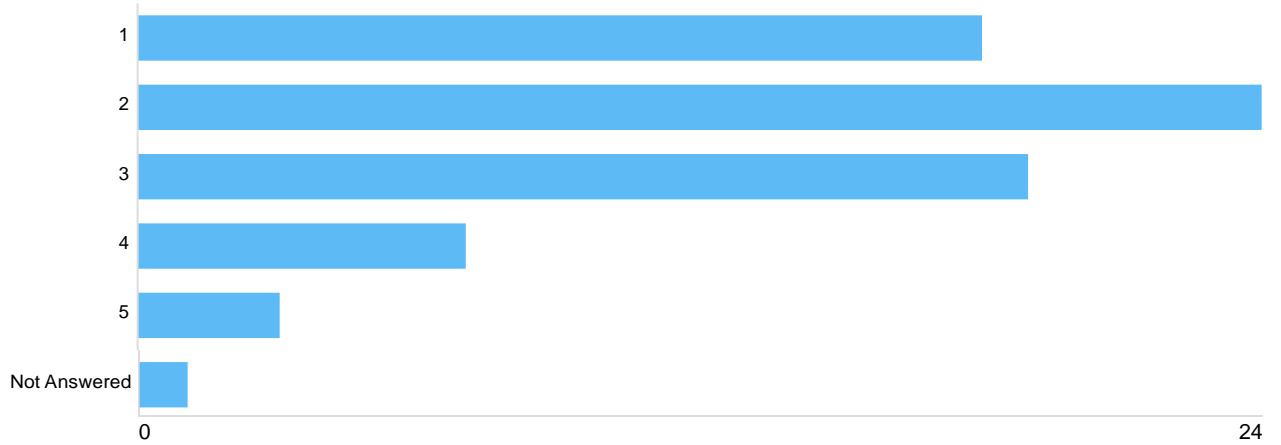
Option	Total	Percent
1	38	52.78%
2	6	8.33%
3	10	13.89%
4	3	4.17%
5	14	19.44%
Not Answered	1	1.39%

Ranking of Priorities - Preventing homelessness



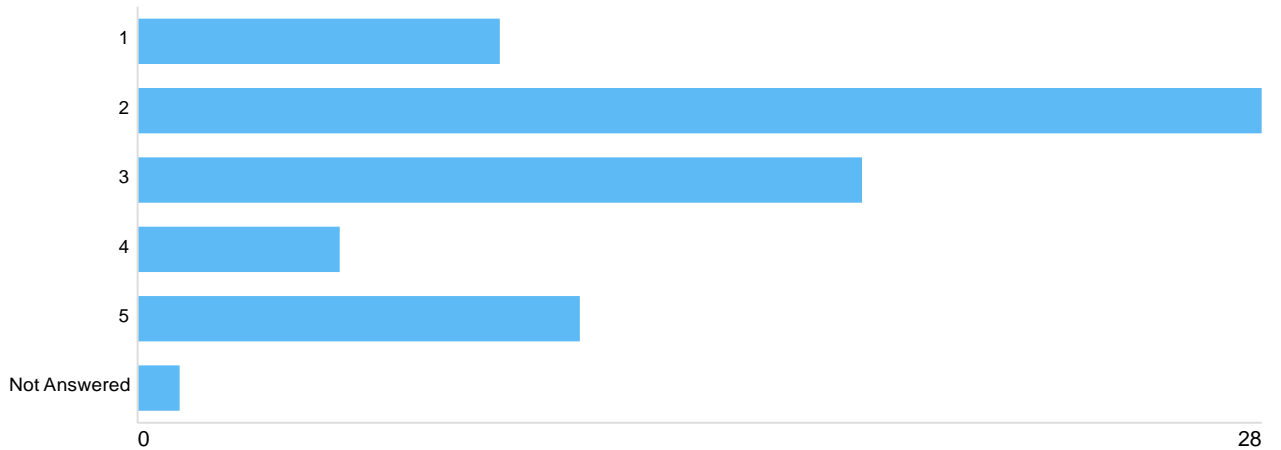
Option	Total	Percent
1	26	36.11%
2	25	34.72%
3	9	12.50%
4	8	11.11%
5	4	5.56%
Not Answered	0	0.00%

Ranking of Priorities - Providing and supporting community centres



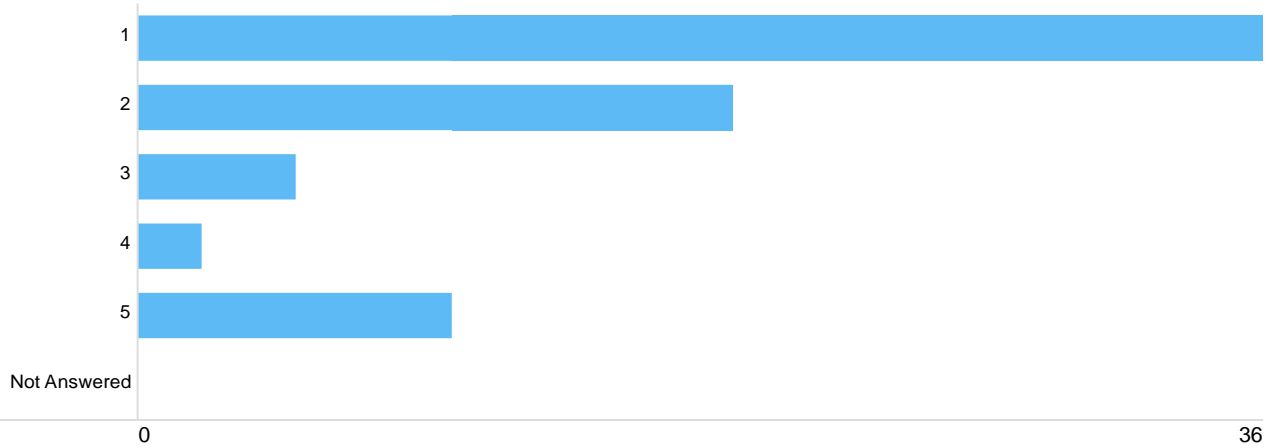
Option	Total	Percent
1	18	25.00%
2	24	33.33%
3	19	26.39%
4	7	9.72%
5	3	4.17%
Not Answered	1	1.39%

Ranking of Priorities - Encouraging our customers to self-serve, enabling access to more of our services electronically on line



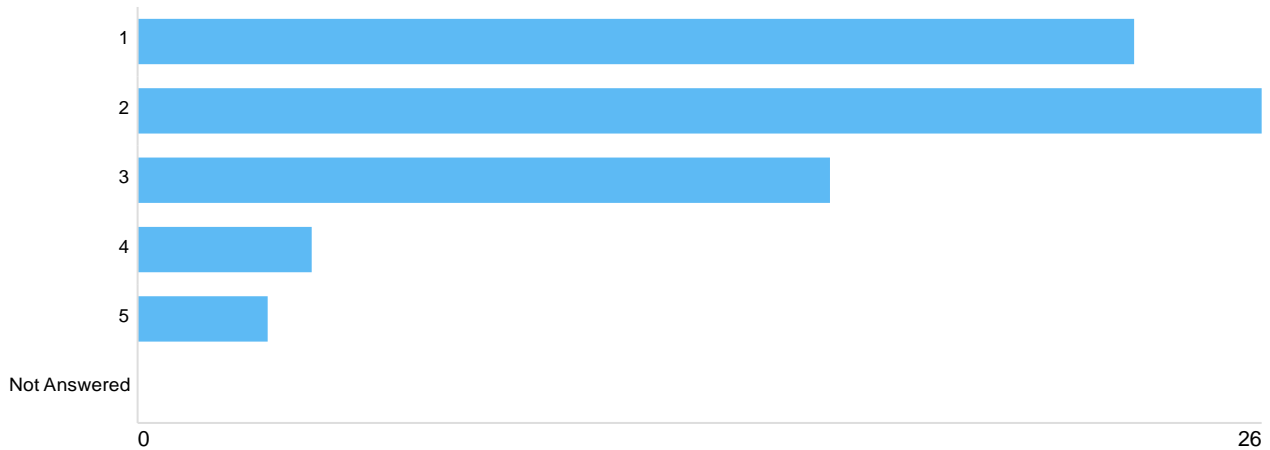
Option	Total	Percent
1	9	12.50%
2	28	38.89%
3	18	25.00%
4	5	6.94%
5	11	15.28%
Not Answered	1	1.39%

Ranking of Priorities - Introducing a license for privately rented housing to help dealing with poor property conditions



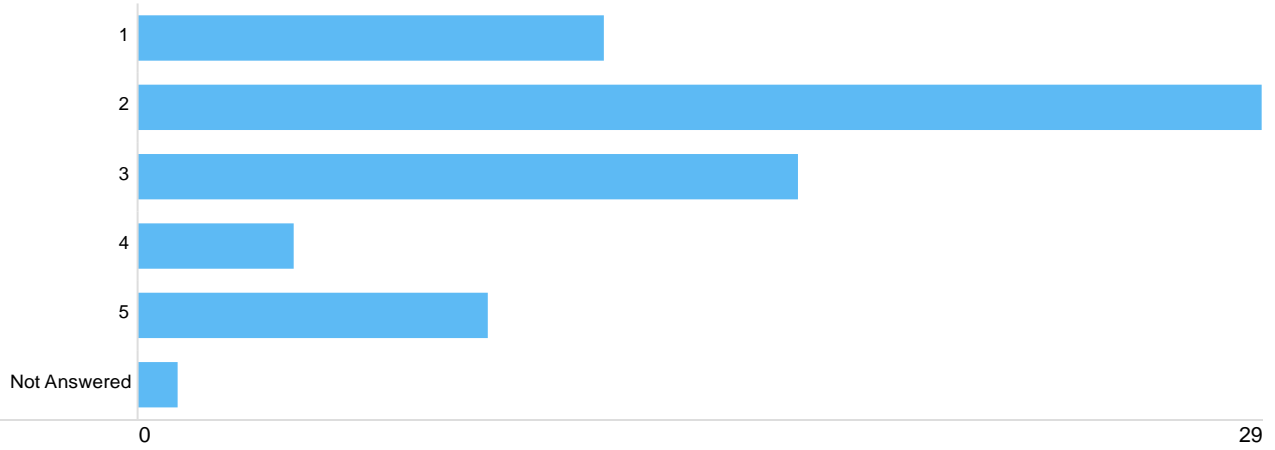
Option	Total	Percent
1	36	50.00%
2	19	26.39%
3	5	6.94%
4	2	2.78%
5	10	13.89%
Not Answered	0	0.00%

Ranking of Priorities - Strengthening our local economy



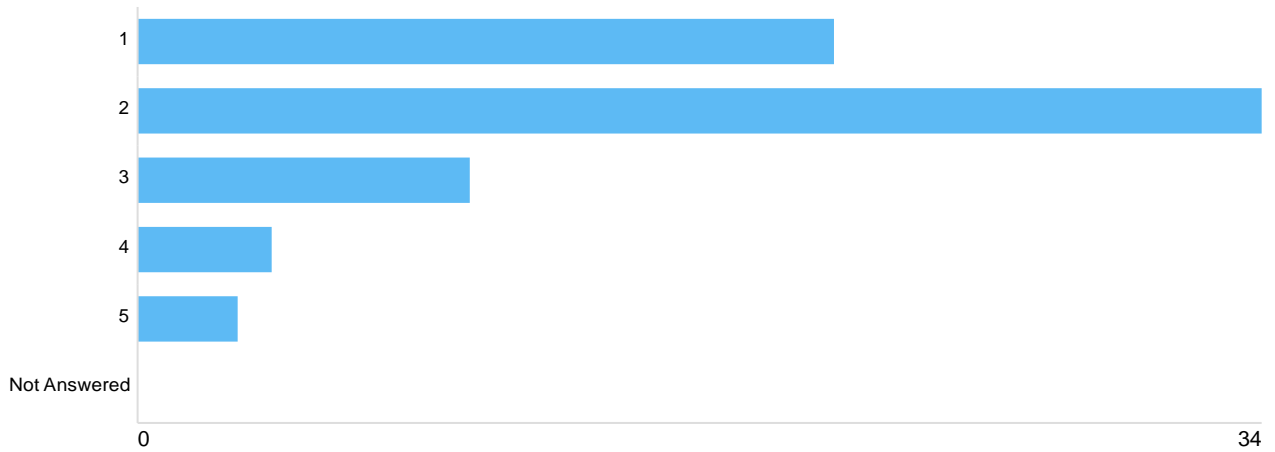
Option	Total	Percent
1	23	31.94%
2	26	36.11%
3	16	22.22%
4	4	5.56%
5	3	4.17%
Not Answered	0	0.00%

Ranking of Priorities - Enhancing our city centre



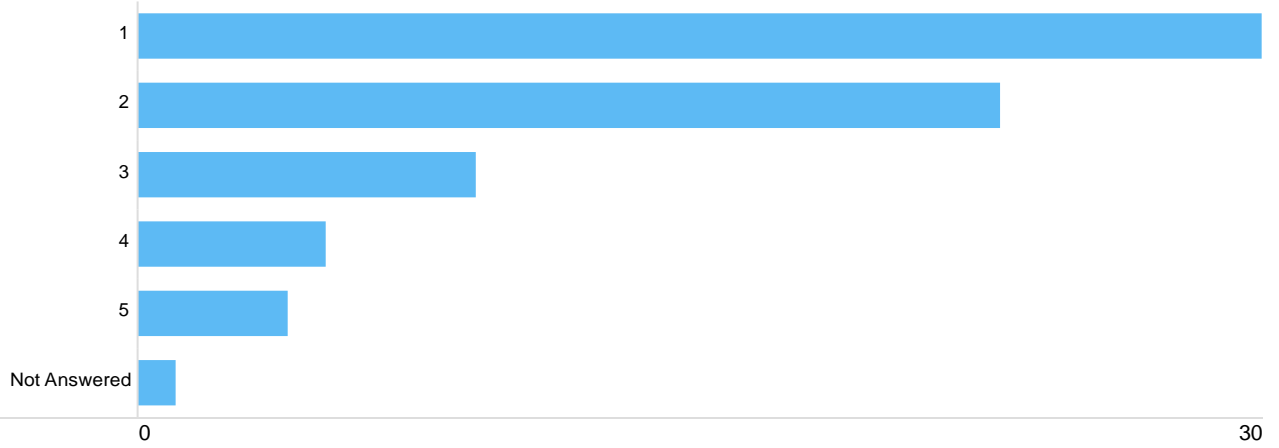
Option	Total	Percent
1	12	16.67%
2	29	40.28%
3	17	23.61%
4	4	5.56%
5	9	12.50%
Not Answered	1	1.39%

Ranking of Priorities - Keeping our city centre clean and tidy



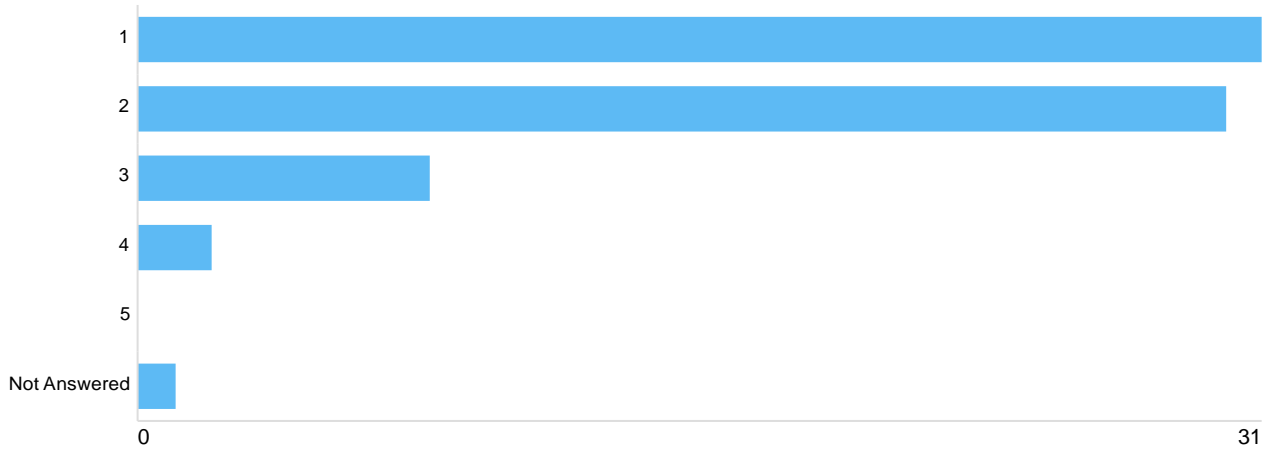
Option	Total	Percent
1	21	29.17%
2	34	47.22%
3	10	13.89%
4	4	5.56%
5	3	4.17%
Not Answered	0	0.00%

Ranking of Priorities - Maintaining and improving recycling



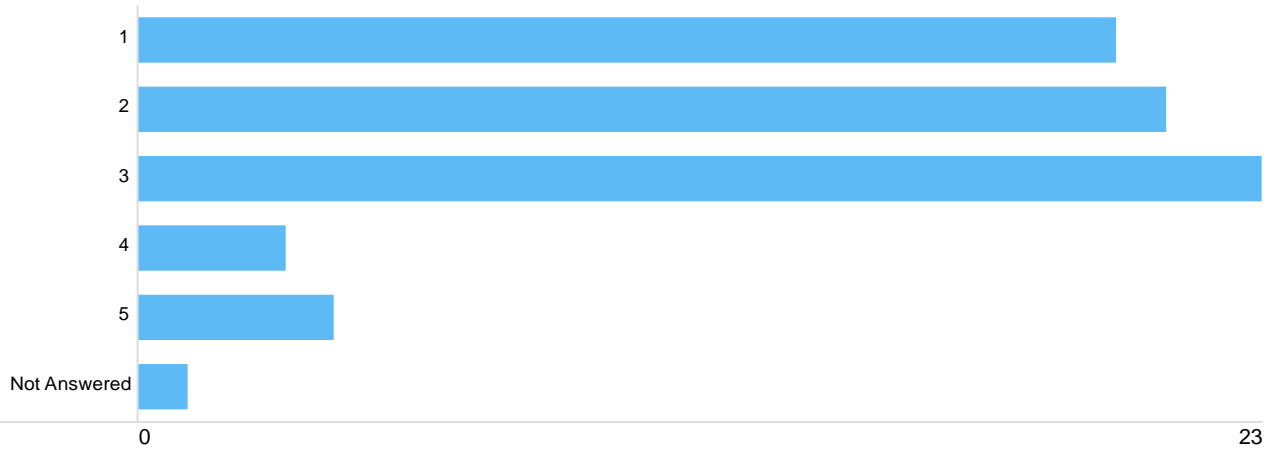
Option	Total	Percent
1	30	41.67%
2	23	31.94%
3	9	12.50%
4	5	6.94%
5	4	5.56%
Not Answered	1	1.39%

Ranking of Priorities - Maintaining parks and open spaces



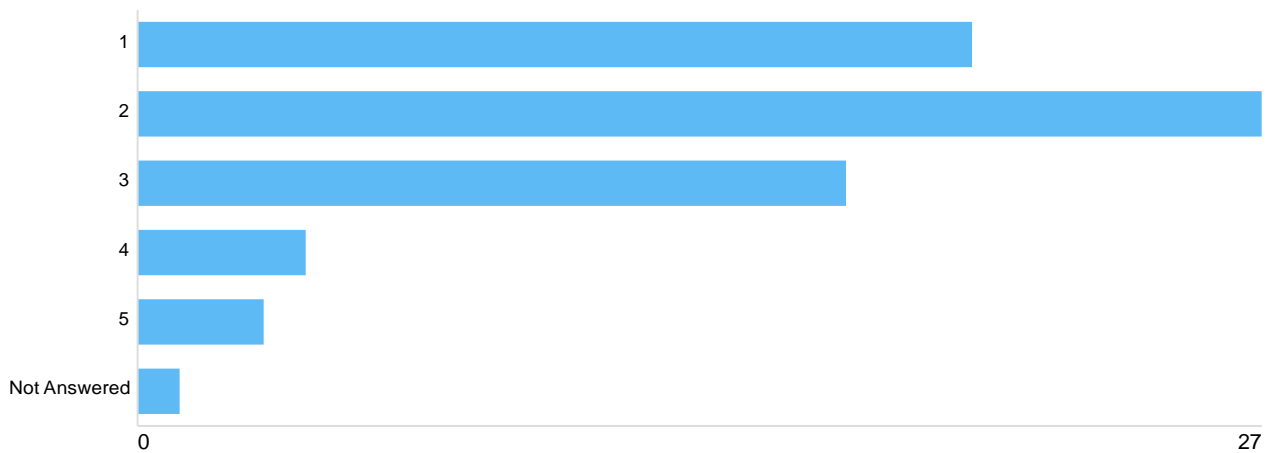
Option	Total	Percent
1	31	43.06%
2	30	41.67%
3	8	11.11%
4	2	2.78%
5	0	0.00%
Not Answered	1	1.39%

Ranking of Priorities - Providing leisure centres and keeping them affordable



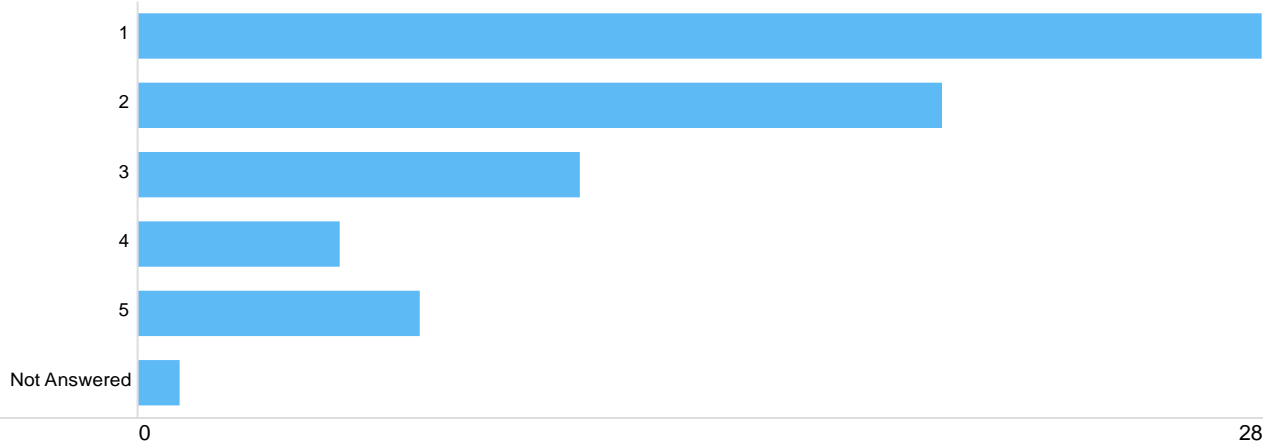
Option	Total	Percent
1	20	27.78%
2	21	29.17%
3	23	31.94%
4	3	4.17%
5	4	5.56%
Not Answered	1	1.39%

Ranking of Priorities - Providing services for young people



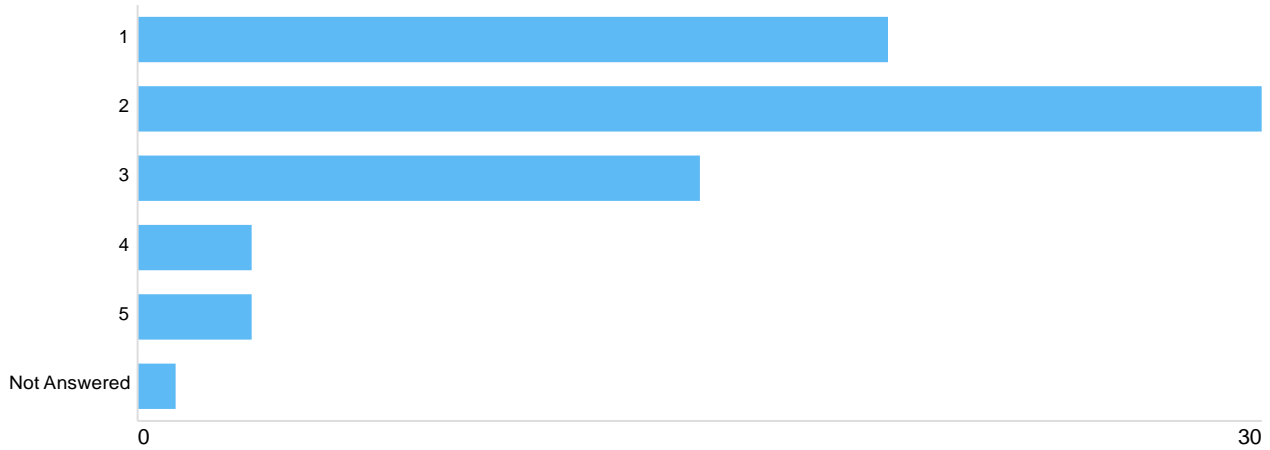
Option	Total	Percent
1	20	27.78%
2	27	37.50%
3	17	23.61%
4	4	5.56%
5	3	4.17%
Not Answered	1	1.39%

Ranking of Priorities - Helping with council tax for those on low income



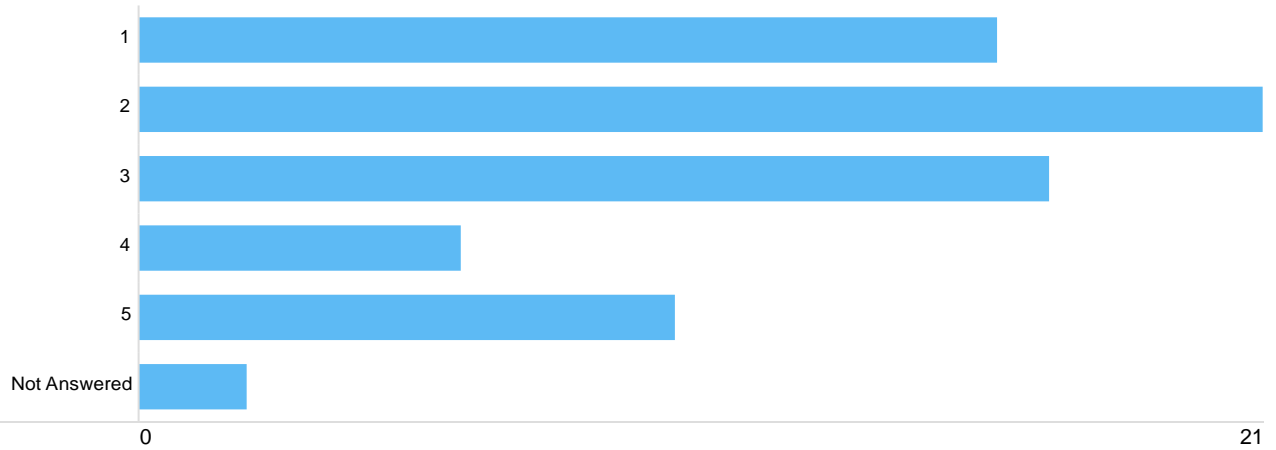
Option	Total	Percent
1	28	38.89%
2	20	27.78%
3	11	15.28%
4	5	6.94%
5	7	9.72%
Not Answered	1	1.39%

Ranking of Priorities - Supporting community safety



Option	Total	Percent
1	20	27.78%
2	30	41.67%
3	15	20.83%
4	3	4.17%
5	3	4.17%
Not Answered	1	1.39%

Ranking of Priorities - Providing grants to voluntary and community groups



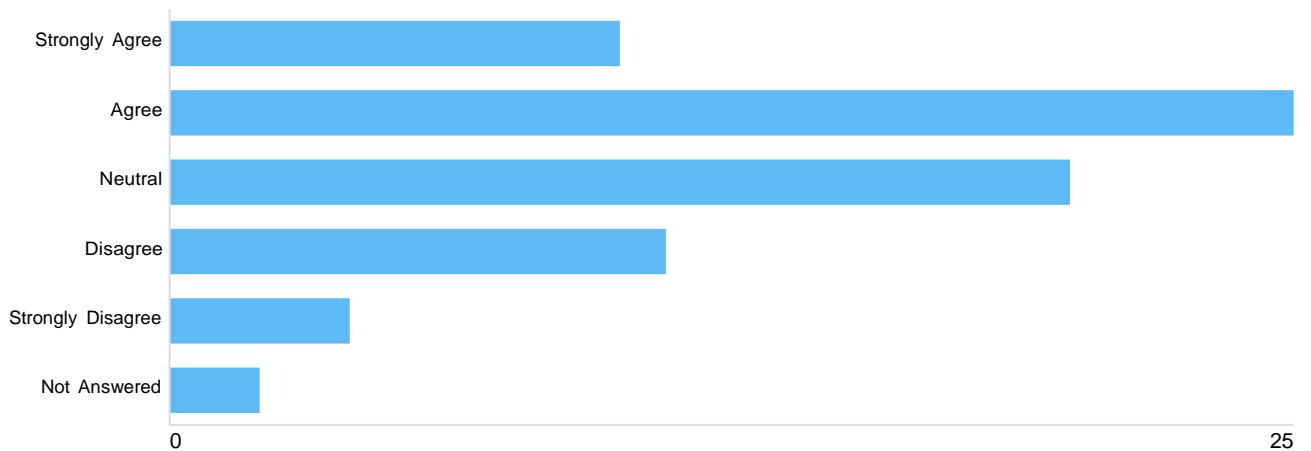
Option	Total	Percent
1	16	22.22%
2	21	29.17%
3	17	23.61%
4	6	8.33%
5	10	13.89%
Not Answered	2	2.78%

Please enter any additional comments here

There were **22** responses to this part of the question.

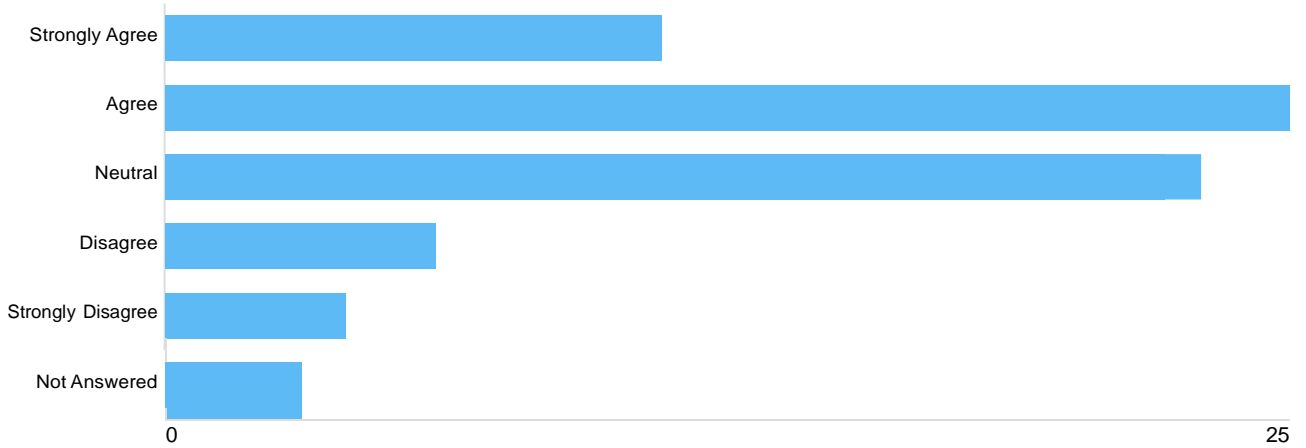
Question 7: The Council's capital investment programme over the next four years totals £314 million. Some of the more significant schemes are detailed below. To what extent do you agree or disagree with these schemes?

Significant Schemes - Investment in property for regeneration of the city £20 million




Option	Total	Percent
Strongly Agree	10	13.89%
Agree	25	34.72%
Neutral	20	27.78%
Disagree	11	15.28%
Strongly Disagree	4	5.56%
Not Answered	2	2.78%

Significant Schemes - Redevelopment of existing properties within portfolio (Cave Street; George Street) £10 million



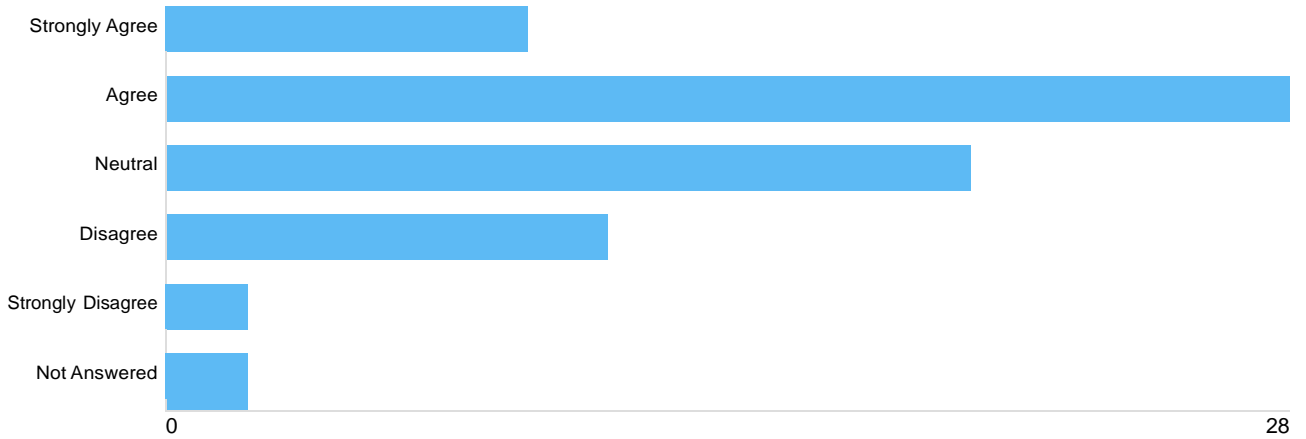
Option	Total	Percent
Strongly Agree	11	15.28%
Agree	25	34.72%
Neutral	23	31.94%
Disagree	6	8.33%
Strongly Disagree	4	5.56%
Not Answered	3	4.17%

Significant Schemes - Covered market refurbishment £1.6 million



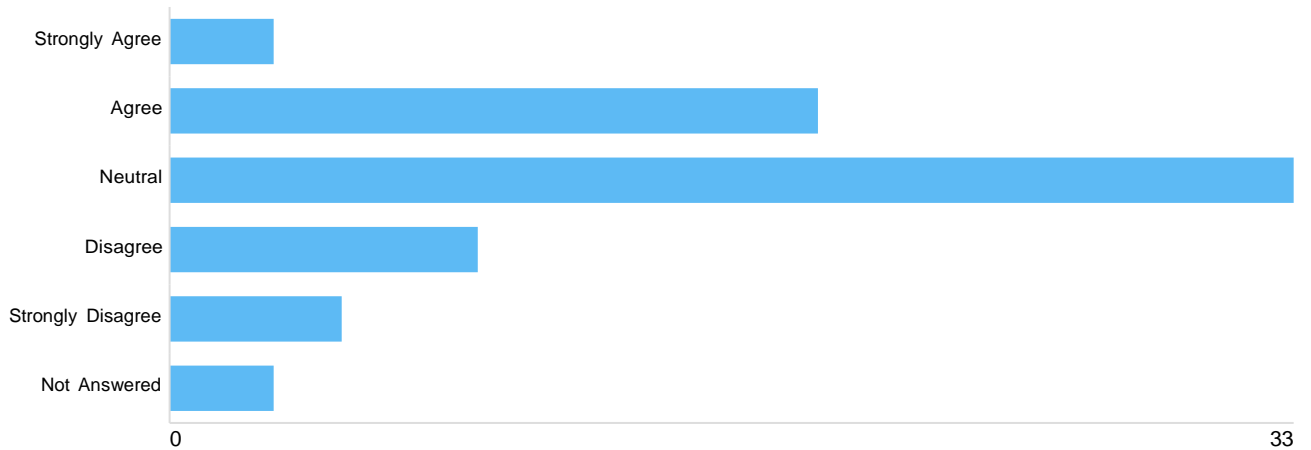
Option	Total	Percent
Strongly Agree	16	22.22%
Agree	25	34.72%
Neutral	21	29.17%
Disagree	5	6.94%
Strongly Disagree	3	4.17%
Not Answered	2	2.78%

Significant Schemes - Information and communication technology to support services provision - £1.8 million



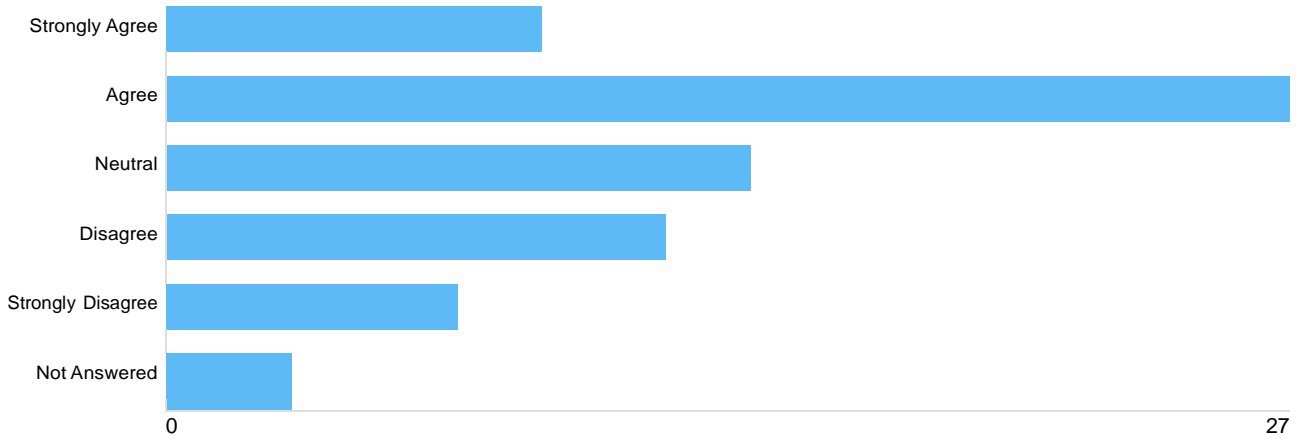
Option	Total	Percent
Strongly Agree	9	12.50%
Agree	28	38.89%
Neutral	20	27.78%
Disagree	11	15.28%
Strongly Disagree	2	2.78%
Not Answered	2	2.78%

Significant Schemes - Investment in Osney Mead Infrastructure £5.8 million contribution



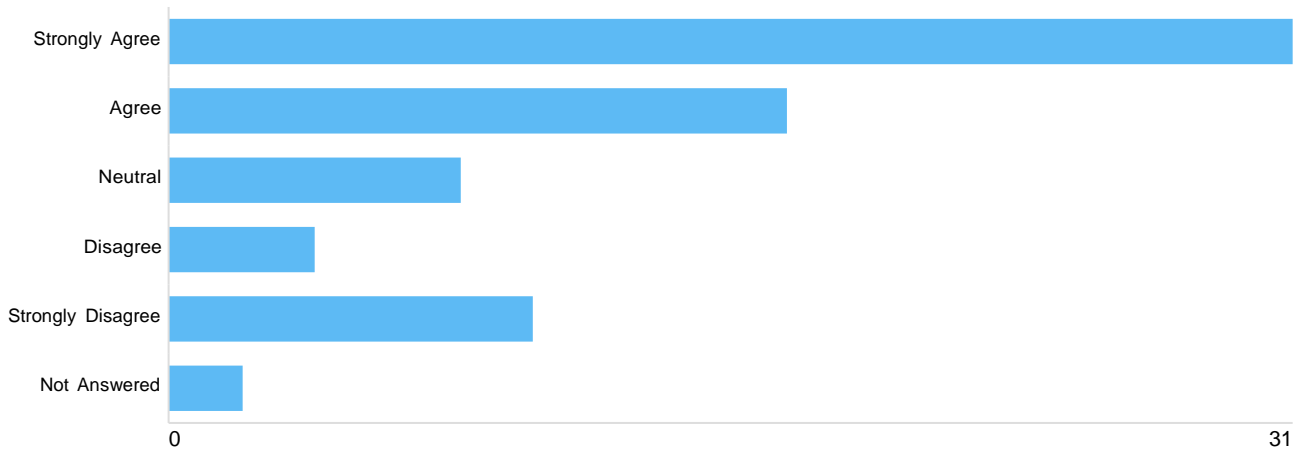
Option	Total	Percent
Strongly Agree	3	4.17%
Agree	19	26.39%
Neutral	33	45.83%
Disagree	9	12.50%
Strongly Disagree	5	6.94%
Not Answered	3	4.17%

Significant Schemes - Refurbishment and new build Community Centres at East Oxford and Bullingdon £6.3 million



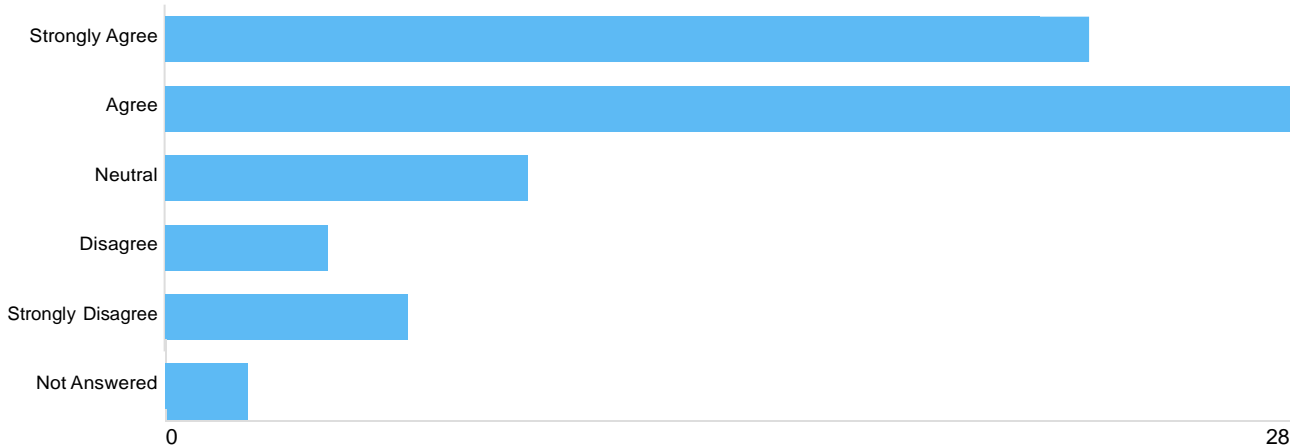
Option	Total	Percent
Strongly Agree	9	12.50%
Agree	27	37.50%
Neutral	14	19.44%
Disagree	12	16.67%
Strongly Disagree	7	9.72%
Not Answered	3	4.17%

Significant Schemes - New social housing- £307 million




Option	Total	Percent
Strongly Agree	31	43.06%
Agree	17	23.61%
Neutral	8	11.11%
Disagree	4	5.56%
Strongly Disagree	10	13.89%
Not Answered	2	2.78%

Significant Schemes - Council dwelling kitchen/bathrooms, heating, roofing, fire doors and electrical replacement, funded out of tenants' rents £26 million



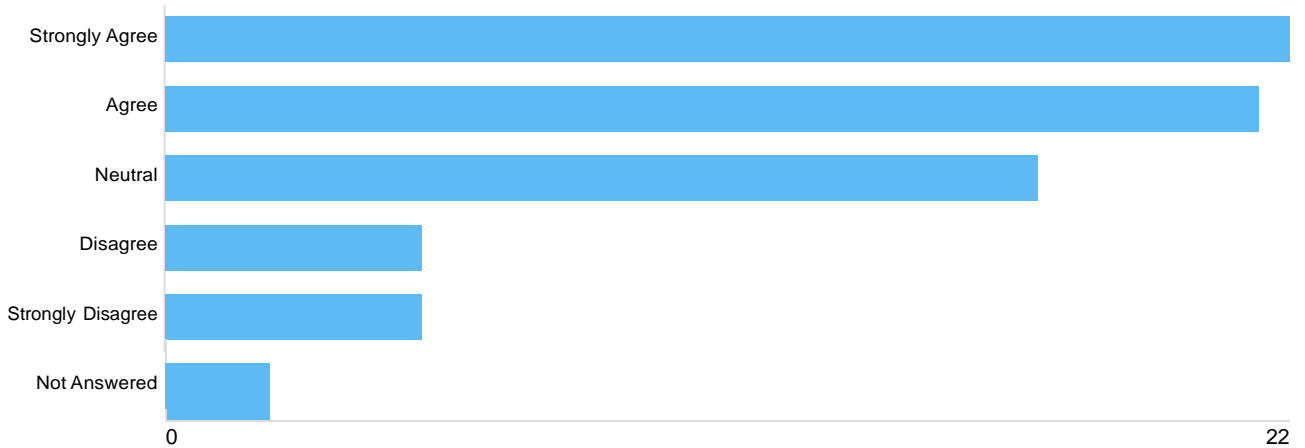
Option	Total	Percent
Strongly Agree	23	31.94%
Agree	28	38.89%
Neutral	9	12.50%
Disagree	4	5.56%
Strongly Disagree	6	8.33%
Not Answered	2	2.78%

Significant Schemes - Environmental improvements to estates, funded out of tenants' rents £4.5 million



Option	Total	Percent
Strongly Agree	20	27.78%
Agree	24	33.33%
Neutral	18	25.00%
Disagree	5	6.94%
Strongly Disagree	3	4.17%
Not Answered	2	2.78%

Significant Schemes - Blackbird leys Regeneration - for the development of affordable and market housing, community centre, replacement shops and associated infrastructure - £21 million contribution



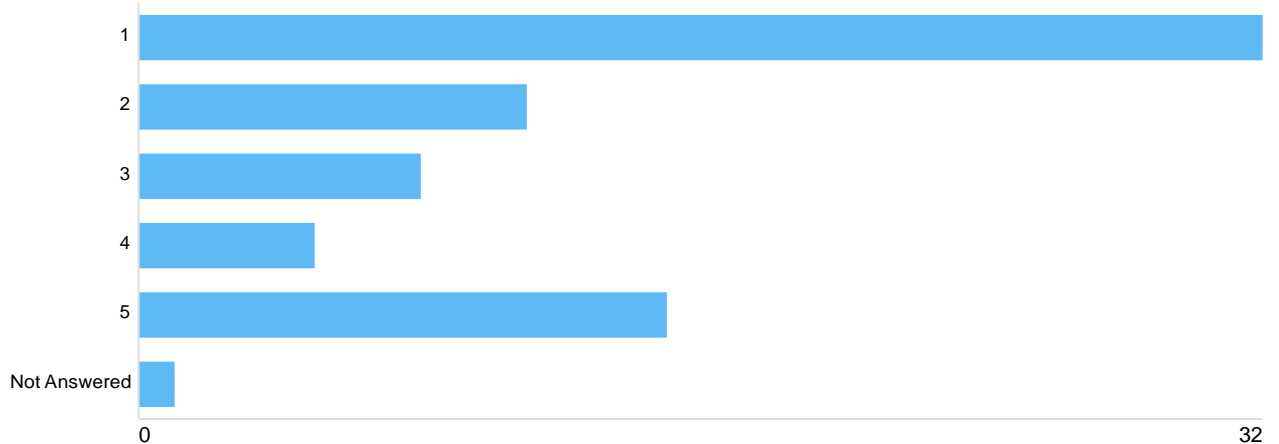
Option	Total	Percent
Strongly Agree	22	30.56%
Agree	21	29.17%
Neutral	17	23.61%
Disagree	5	6.94%
Strongly Disagree	5	6.94%
Not Answered	2	2.78%

Please enter any additional comments here

There were 11 responses to this part of the question.

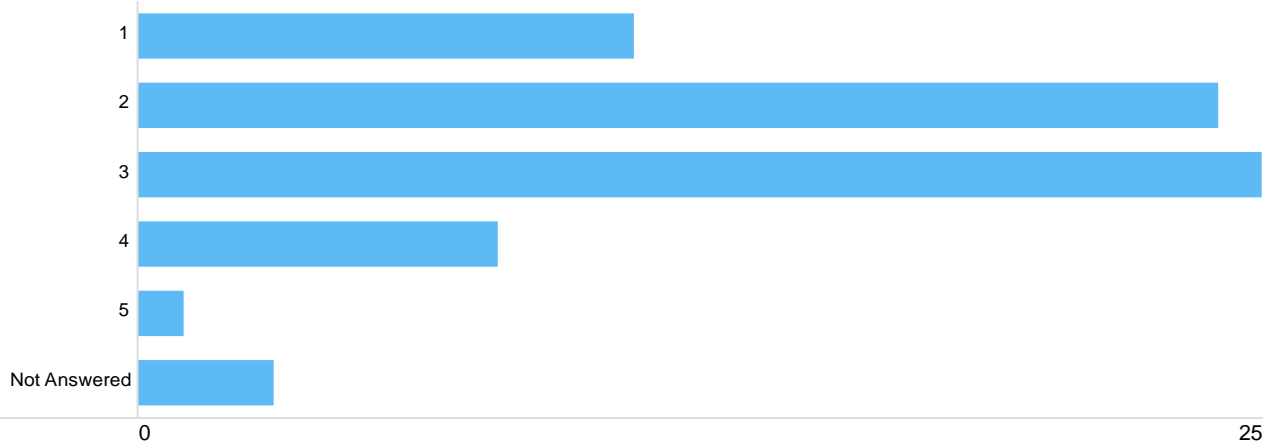
Question 8: In what order should the council prioritise the following with 1 being your most important priority and 5 being your least important priority.

Priorities for Council Housing - Building and acquiring new council homes



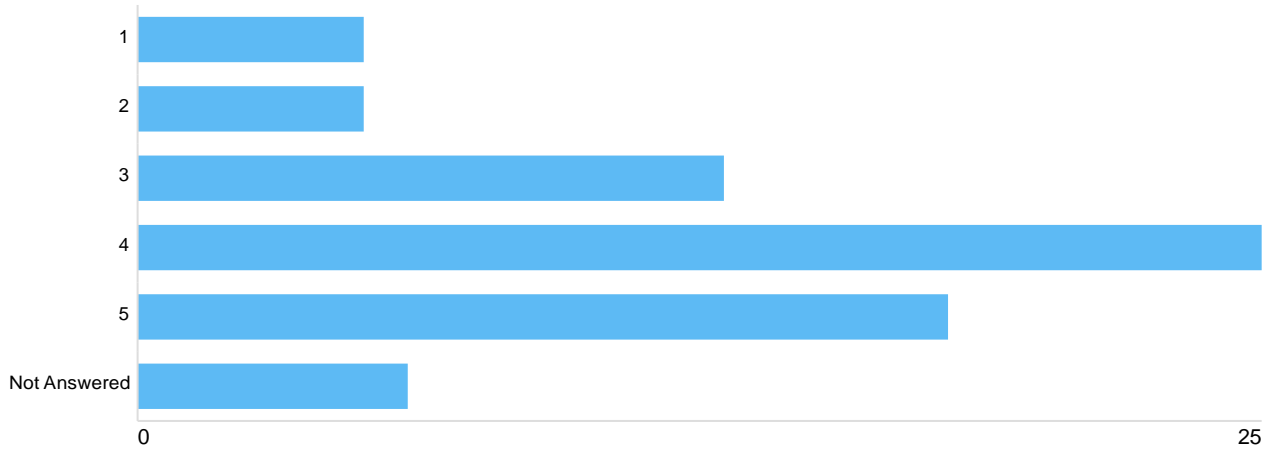
Option	Total	Percent
1	32	44.44%
2	11	15.28%
3	8	11.11%
4	5	6.94%
5	15	20.83%
Not Answered	1	1.39%

Priorities for Council Housing - Maintaining the quality of existing council homes



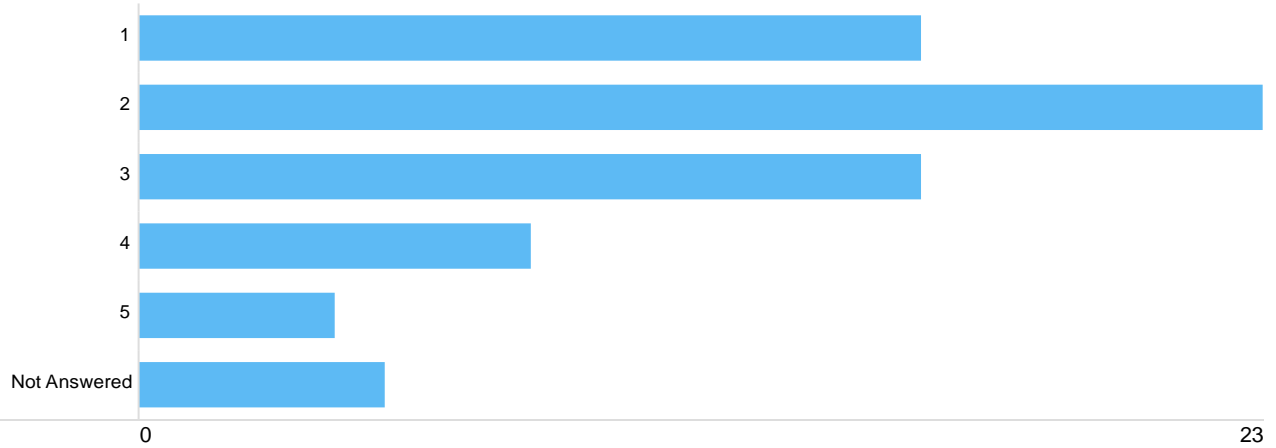
Option	Total	Percent
1	11	15.28%
2	24	33.33%
3	25	34.72%
4	8	11.11%
5	1	1.39%
Not Answered	3	4.17%

Priorities for Council Housing - Investing to improve the look and feel of our council estates



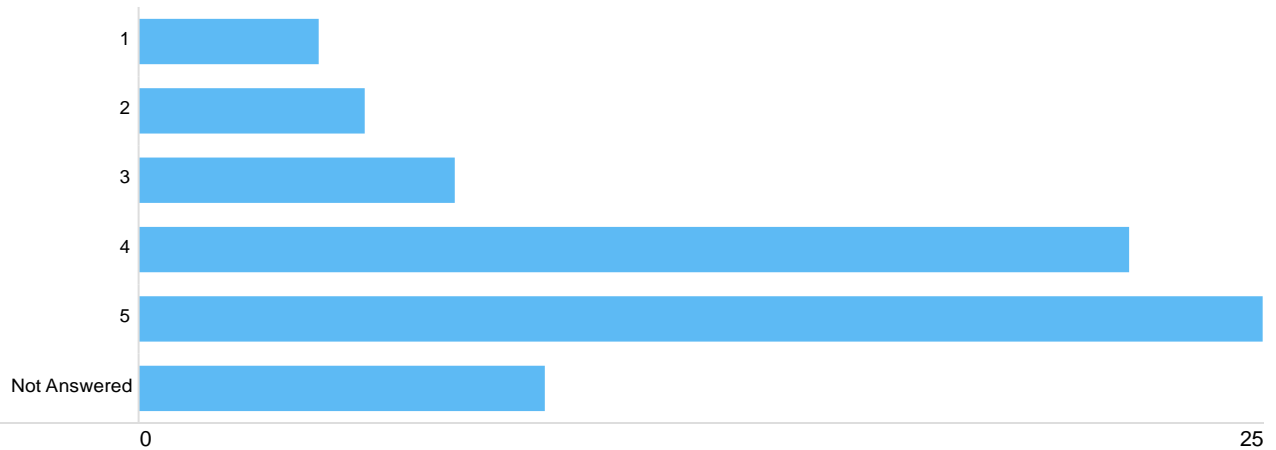
Option	Total	Percent
1	5	6.94%
2	5	6.94%
3	13	18.06%
4	25	34.72%
5	18	25.00%
Not Answered	6	8.33%

Priorities for Council Housing - Improving energy efficiency of existing council homes



Option	Total	Percent
1	16	22.22%
2	23	31.94%
3	16	22.22%
4	8	11.11%
5	4	5.56%
Not Answered	5	6.94%

Priorities for Council Housing - Targeted estate regeneration e.g Blackbird Leys and Barton



Option	Total	Percent
1	4	5.56%
2	5	6.94%
3	7	9.72%
4	22	30.56%
5	25	34.72%
Not Answered	9	12.50%

Please enter any additional comments here

There were 13 responses to this part of the question.

Question 9: Are there any other comments that you would like to make on Oxford City Council's draft Medium Term Financial Strategy 2023-26 and Consultation Budget 2022 -23?

Other Comments

There were 25 responses to this part of the question.

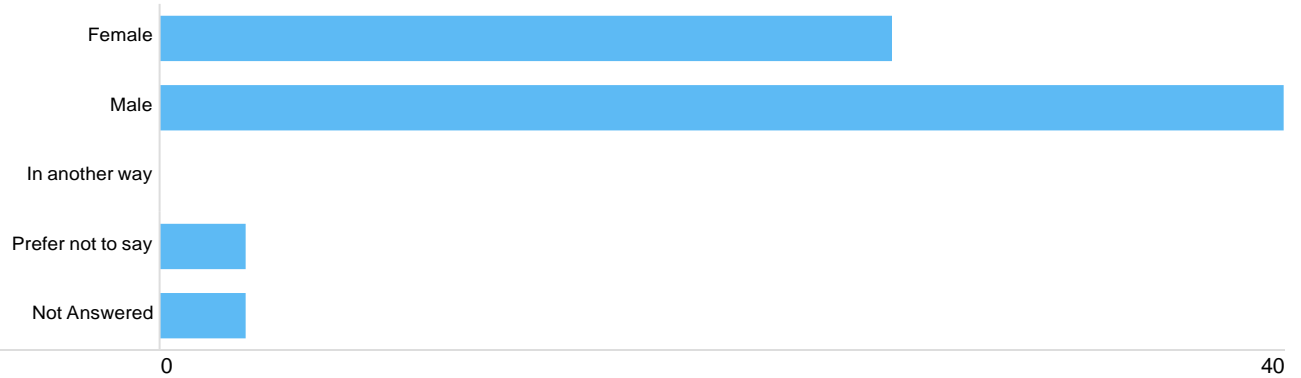
Question 10: What is your postcode?

postcode

There were 71 responses to this part of the question.

Question 11: Which of the following best describes how you think of yourself?

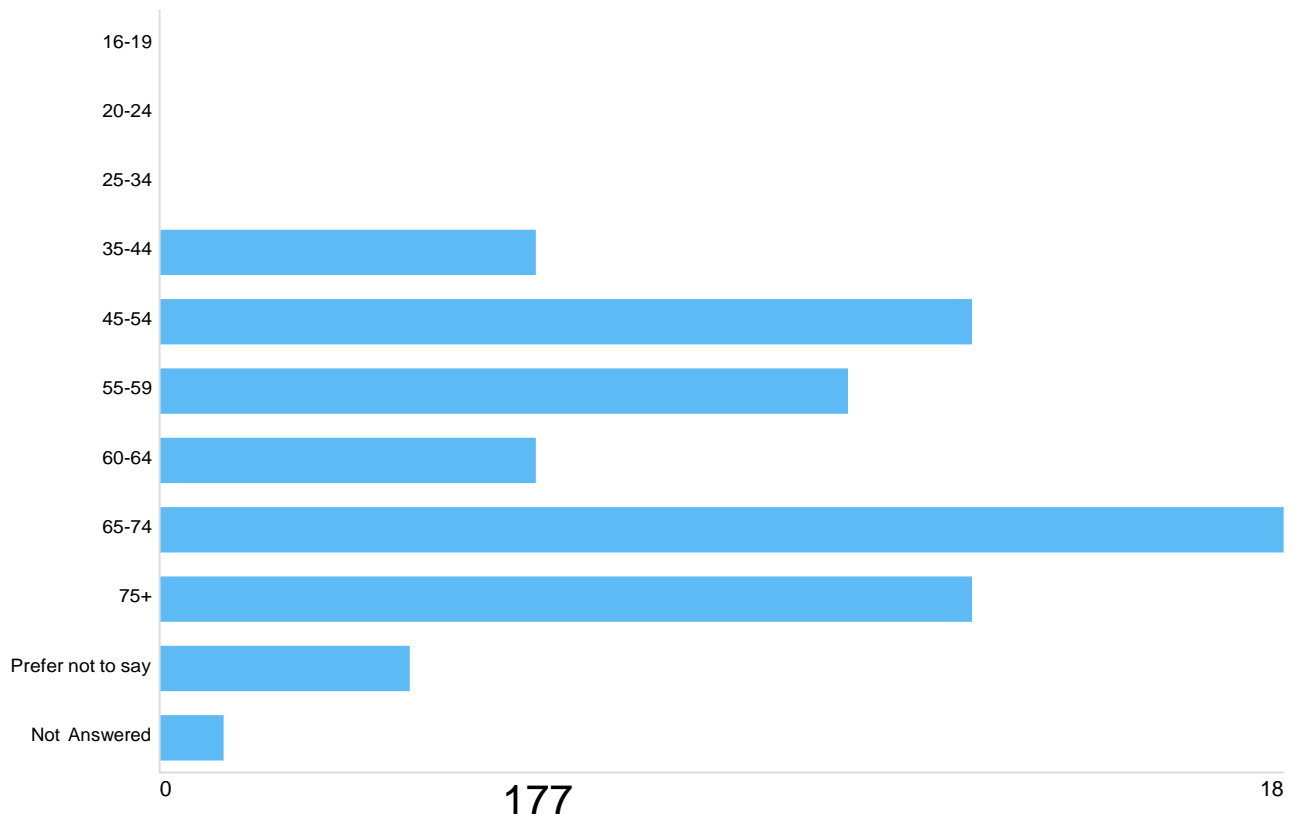
Gender



Option	Total	Percent
Female	26	36.11%
Male	40	55.56%
In another way	0	0.00%
Prefer not to say	3	4.17%
Not Answered	3	4.17%

Question 12: Which age bracket do you fall into?

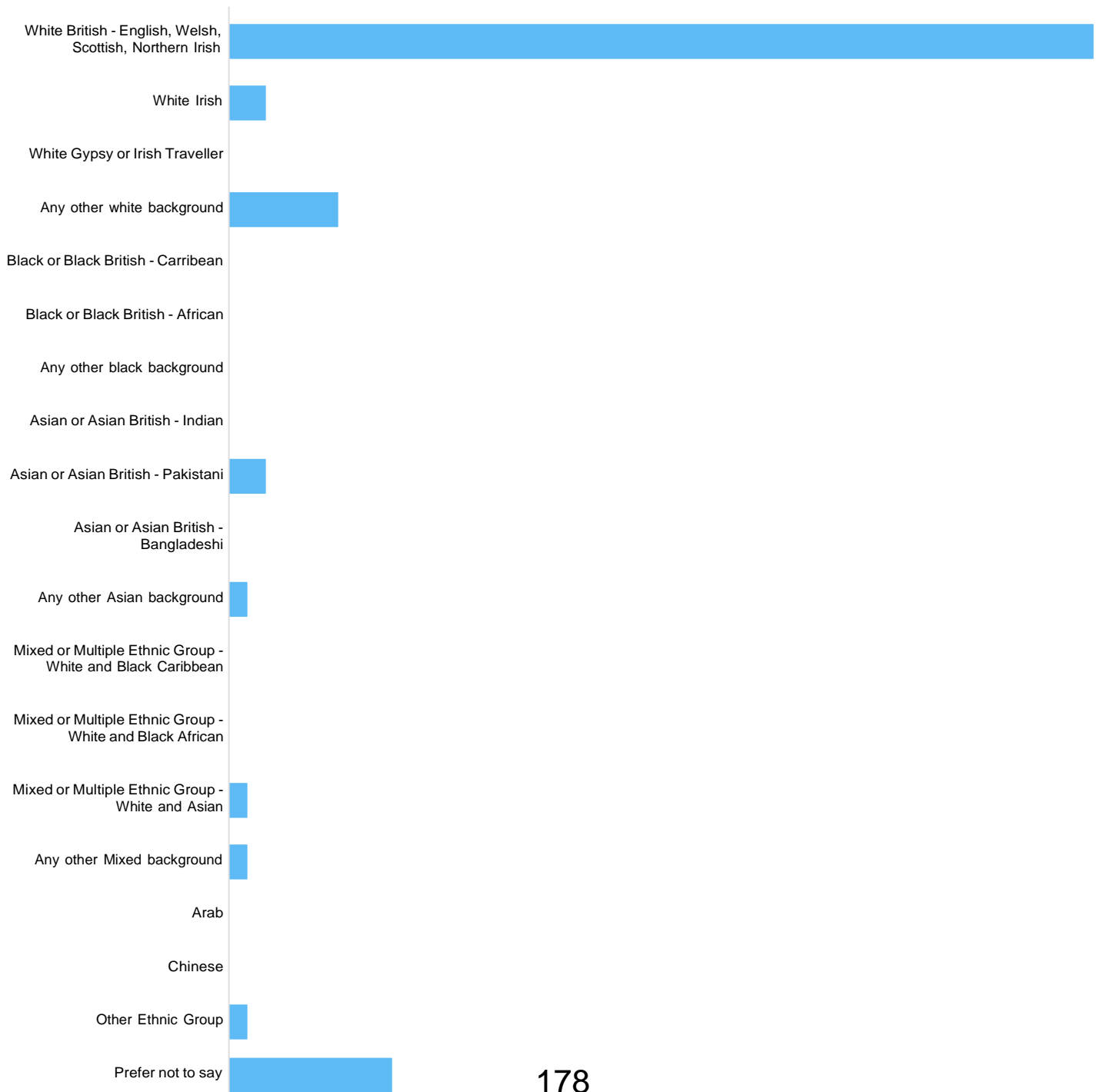
Age

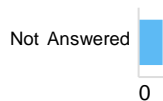


Option	Total	Percent
16-19	0	0.00%
20-24	0	0.00%
25-34	0	0.00%
35-44	6	8.33%
45-54	13	18.06%
55-59	11	15.28%
60-64	6	8.33%
65-74	18	25.00%
75+	13	18.06%
Prefer not to say	4	5.56%
Not Answered	1	1.39%

Question 13: Which of the following best describes your ethnic group?

Ethnicity





48

Option	Total	Percent
White British - English, Welsh, Scottish, Northern Irish	48	66.67%
White Irish	2	2.78%
White Gypsy or Irish Traveller	0	0.00%
Any other white background	6	8.33%
Black or Black British - Carribean	0	0.00%
Black or Black British - African	0	0.00%
Any other black background	0	0.00%
Asian or Asian British - Indian	0	0.00%
Asian or Asian British - Pakistani	2	2.78%
Asian or Asian British - Bangladeshi	0	0.00%
Any other Asian background	1	1.39%
Mixed or Multiple Ethnic Group - White and Black Caribbean	0	0.00%
Mixed or Multiple Ethnic Group - White and Black African	0	0.00%
Mixed or Multiple Ethnic Group - White and Asian	1	1.39%
Any other Mixed background	1	1.39%
Arab	0	0.00%
Chinese	0	0.00%
Other Ethnic Group	1	1.39%
Prefer not to say	9	12.50%
Not Answered	1	1.39%

Question 14: Are your day to day activities limited because of a health problem or disability which has lasted, or is expected to last, at least 12 months?

Disability



54

Option	Total	Percent
Yes, limited a lot	4	5.56%
Yes, limited a little	9	12.50%
No	54	75.00%
Prefer not to say	4	5.56%
Not Answered	1	1.39%

This page is intentionally left blank