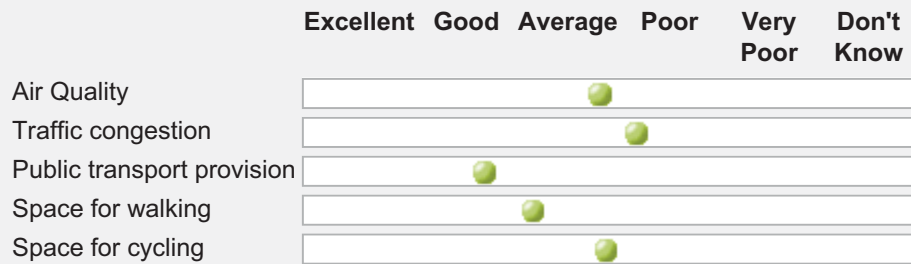


## Questionnaire Summary Results

This page shows the summary of the responses that have been received.

### 1

How do you rate these aspects of the central Oxford's environment?



- [View the responses to this question](#)
- [Report on responses to this question](#)

### 2

How have the following changed in central Oxford over the last 5 years?

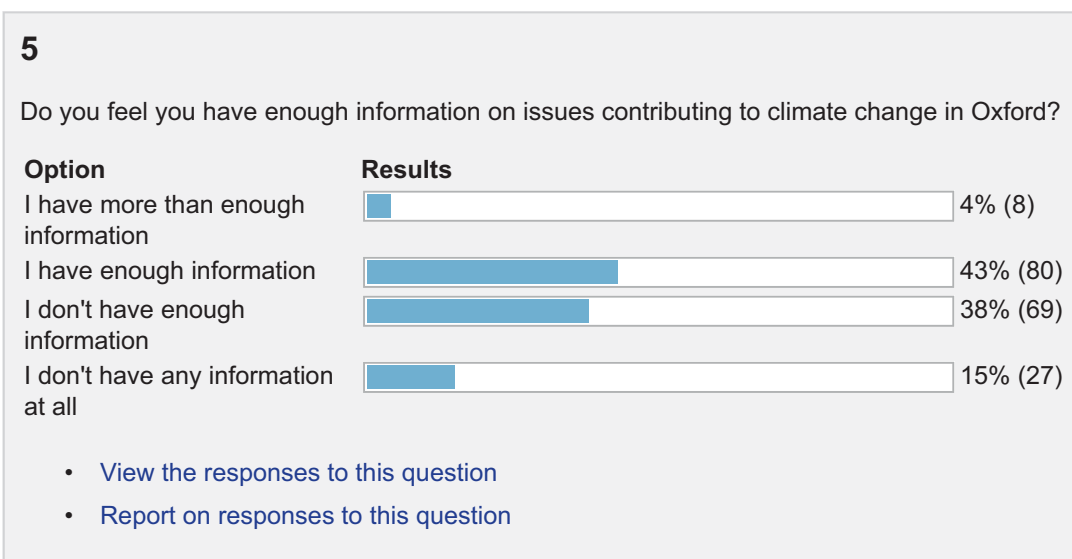
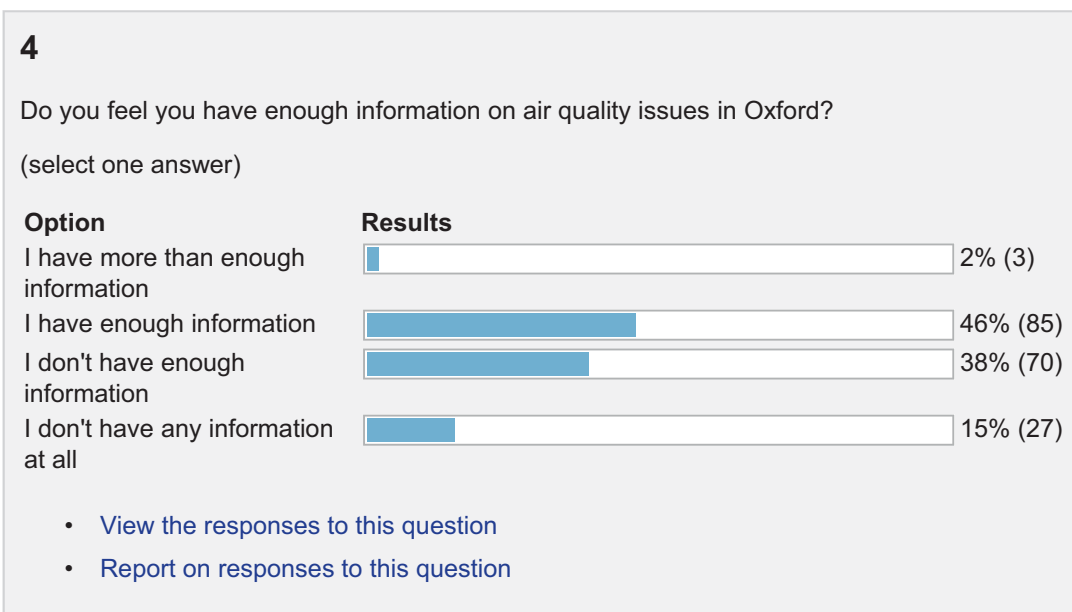
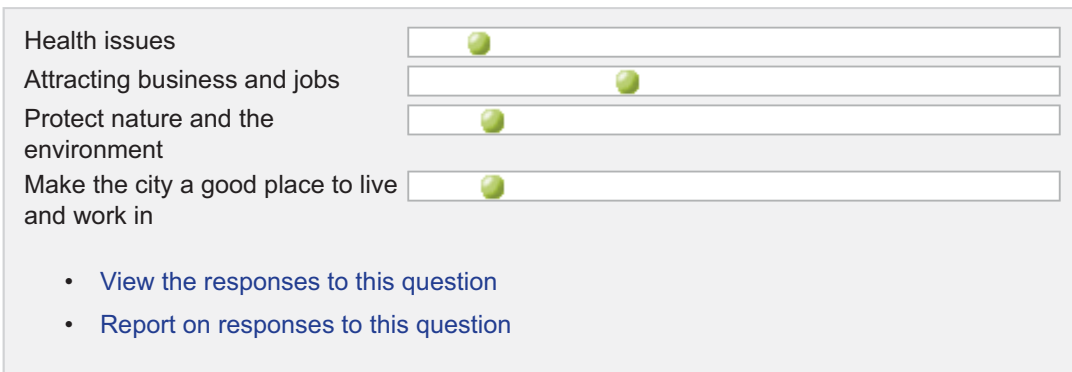


- [View the responses to this question](#)
- [Report on responses to this question](#)

### 3

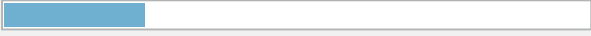


How important is good air quality in relation to the following issues?

Very important	Quite important	Low Importance	Not Important	Don't Know
----------------	-----------------	----------------	---------------	------------



## 6









Are you aware of any local programmes introduced to improve air quality since the last action plan in 2006?

Option	Results
I'm aware of several programmes	 24% (44)
I'm aware of a single programme	 27% (49)
I'm not aware of any programmes	 49% (91)

- [View the responses to this question](#)
- [Report on responses to this question](#)

## 7

How much impact do you think each of the following emissions has on local air quality?

	Large impact	Moderate impact	Little impact	No impact	Don't know
Light Motor vehicles (cars, taxis, motorbikes, vans)					
Industry (Power stations, manufacturing)					
International transport (Shipping and air transport)					
Agriculture (Methane from animals, farm machinery)					
Residential energy (From gas, oil, etc used for home heating and cooking)					
Other transport (Trains, trams etc)					
Heavy Motor vehicles (Buses, Coaches, Heavy goods vehicles)					
Commercial (Heating & lighting in offices and shops)					

- [View the responses to this question](#)
- [Report on responses to this question](#)

## 8

This Air Quality Action Plan (AQAP) describes an integrated strategy that considers the combined impact of transport emissions on air quality and climate. (The previous AQAP only considered impacts on air quality).

Please consider the following :

	<b>Strongly Agree</b>	<b>Agree</b>	<b>Neutral</b>	<b>Disagree</b>	<b>Strongly Disagree</b>
Do you support the idea of an integrated strategy to address air quality and climate issues together?	<input type="range" value="15"/>				
	<ul style="list-style-type: none"> <li>• <a href="#">View the responses to this question</a></li> <li>• <a href="#">Report on responses to this question</a></li> </ul>				

**9**

In your opinion do the following groups do enough to promote good air quality in Oxford?

	<b>Doing too much</b>	<b>Doing the right amount</b>	<b>Not doing enough</b>	<b>Don't know</b>
Central Government	<input type="range" value="25"/>			
Local Government - Transport Management (County Council)	<input type="range" value="25"/>			
Local Government - Environmental Management (City Council)	<input type="range" value="25"/>			
Householders	<input type="range" value="25"/>			
Vehicle manufacturers	<input type="range" value="25"/>			
Energy producers	<input type="range" value="25"/>			
Public Transport operators	<input type="range" value="25"/>			
Private vehicle operators	<input type="range" value="25"/>			
Commercial vehicle operators	<input type="range" value="25"/>			
	<ul style="list-style-type: none"> <li>• <a href="#">View the responses to this question</a></li> <li>• <a href="#">Report on responses to this question</a></li> </ul>			

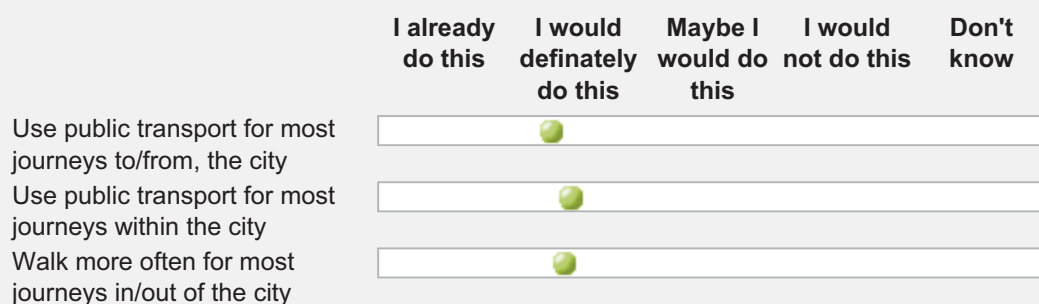
**10**


Please rank the following in relation to how important they are for reducing transport emissions and improving local air quality.



### 11 What I can do

What would you be prepared to do to help improve air quality by reducing your personal transport emissions?

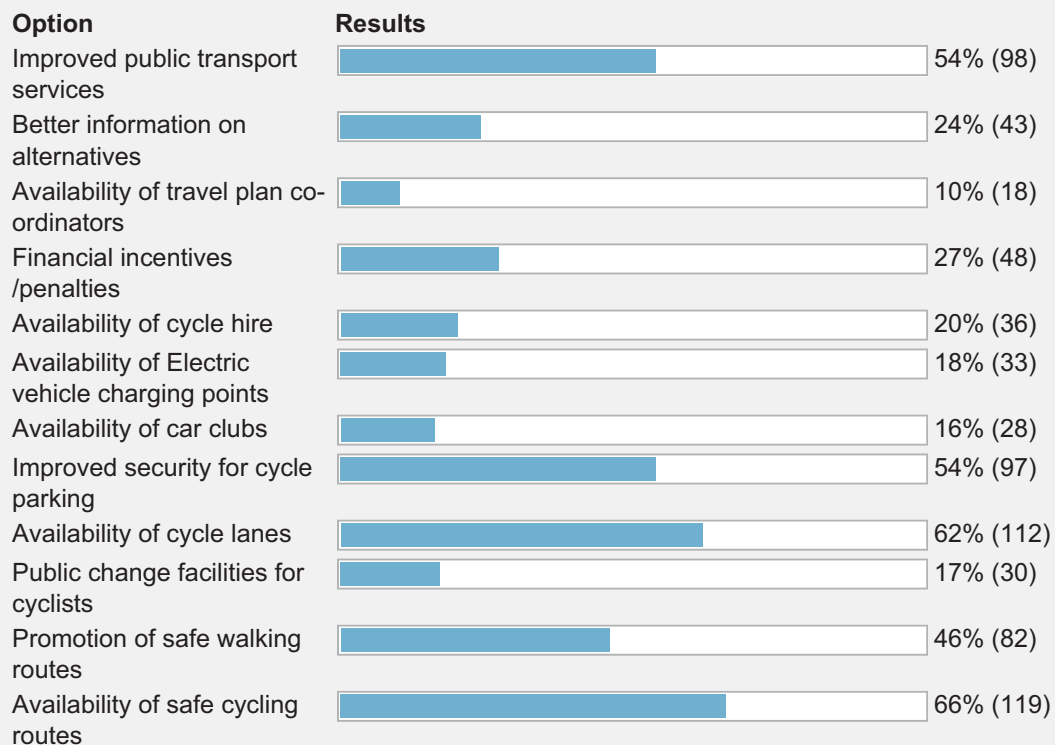




- [View the responses to this question](#)
- [Report on responses to this question](#)


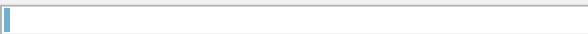
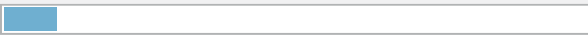

## 12 Travel alternatives

What would help you to take an alternatives to using a private vehicle for travel into and within Oxford?









- [View the responses to this question](#)
- [Report on responses to this question](#)

### 13 Information about you: Where you live

Option	Results
I am a permanent resident of Oxford	 90% (165)
I am a temporary resident in Oxford (inc students)	 1% (2)
I am a resident in Oxfordshire (not Oxford City)	 9% (16)
I am a resident outside of Oxfordshire	 1% (1)




- [View the responses to this question](#)
- [Report on responses to this question](#)

### 14 Information about you: Your work status

Option	Results
I am in full time paid employment	 45% (82)
I am in part time paid employment	 14% (25)
I live/work at home	 18% (33)
I am not in paid employment	 22% (40)
I am a full time student	 1% (2)
I am a part time student	 1% (1)

- [View the responses to this question](#)
- [Report on responses to this question](#)




### 15 Information about you: Where you work or study

Option	Results
I work in Oxford (City)	 72% (104)
I work in Oxfordshire	 14% (21)
I work outside of Oxfordshire	 14% (20)

- [View the responses to this question](#)
- [Report on responses to this question](#)

## 16 Information about you: Use of Transport











I use Public Transport in Oxford (journeys starting or ending in Oxford)

Option	Results
No more than twice a week	 63% (109)
2-4 times a week	 24% (41)
At least 5 times a week	 14% (24)

- [View the responses to this question](#)
- [Report on responses to this question](#)

## 17 Information about you: Use of Transport






Your main mode of transport for normal weekday travel (please select all that apply)

Option	Results
Car	 32% (59)
Car-share	 2% (3)
Car passenger	 2% (4)
Park & Ride	 1% (2)
Train	 6% (11)
Bus	 31% (57)
Coach	 3% (5)
Walk	 45% (83)
Cycle	 51% (94)
Other	 1% (1)

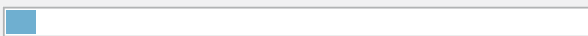
- [View the responses to this question](#)
- [Report on responses to this question](#)

## 18 Information about you: Transport - Mileage travelled

My regular weekday travel, involves a journey of the following mileage (single journey)

Option	Results
Less than 2	 27% (50)
2 to 5	 39% (71)
6 to 10	 14% (26)
11 to 20	 8% (14)
21 to 50	 7% (12)



51 to 100  5% (9)

- [View the responses to this question](#)
- [Report on responses to this question](#)

## 19 Information about you: Transport - Motor vehicle use

I use a motor vehicle (motorcycle, car, van, or lorry) for travel through or into Oxford

Option	Results
Daily (at least 5 times a week)	9% (16)
2 to 5 times a week	13% (23)
No more than twice a week	21% (38)
No more than 4 times a month	30% (55)
Not at all	27% (50)

- [View the responses to this question](#)
- [Report on responses to this question](#)

## 20 Information about you: Transport Preference

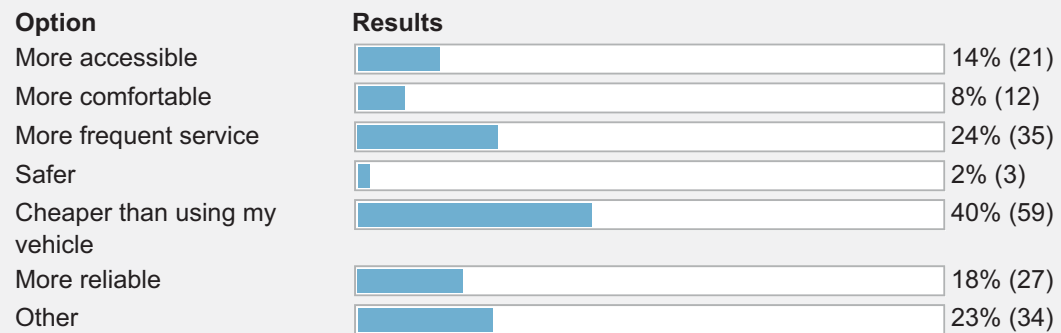
I do not use public transport because

Option	Results
I am unable to use public transport	5% (7)
I prefer private transport	14% (20)
It's cheaper to use private transport	21% (31)
I need private transport for work	10% (14)
There is no accessible public transport where I live	2% (3)
None of these	50% (73)

- [View the responses to this question](#)
- [Report on responses to this question](#)

## 21 Information about you: Public Transport opinion

I would consider using public transport into or within Oxford more often if it was:



- [View the responses to this question](#)
- [Report on responses to this question](#)